

Nueces County, Texas

Monthly Expense Report (Unaudited and Unadjusted)

Fiscal Year 2017/18

For The Four Months Ended January 31, 2018



Prepared by:

The Nueces County Auditor's Office

**Dale Atchley, CPA
County Auditor**

NUECES COUNTY, TEXAS
Unaudited Monthly Financial Report
As of January 31, 2018

Table of Contents

Budget to Actual General Fund Expenditures Current to Prior Year List	1
Budget to Actual General Fund Expenditures Current to Prior Year Chart	2
Budget to Actual General Fund Expenditures by Function	3
Procurement Card Transaction Totals by Budget Category	34
Procurement Card Transaction Totals by Vendor Total	48
Procurement Card Transaction Totals by Department Average	57



EXPENDITURES
(Unaudited)

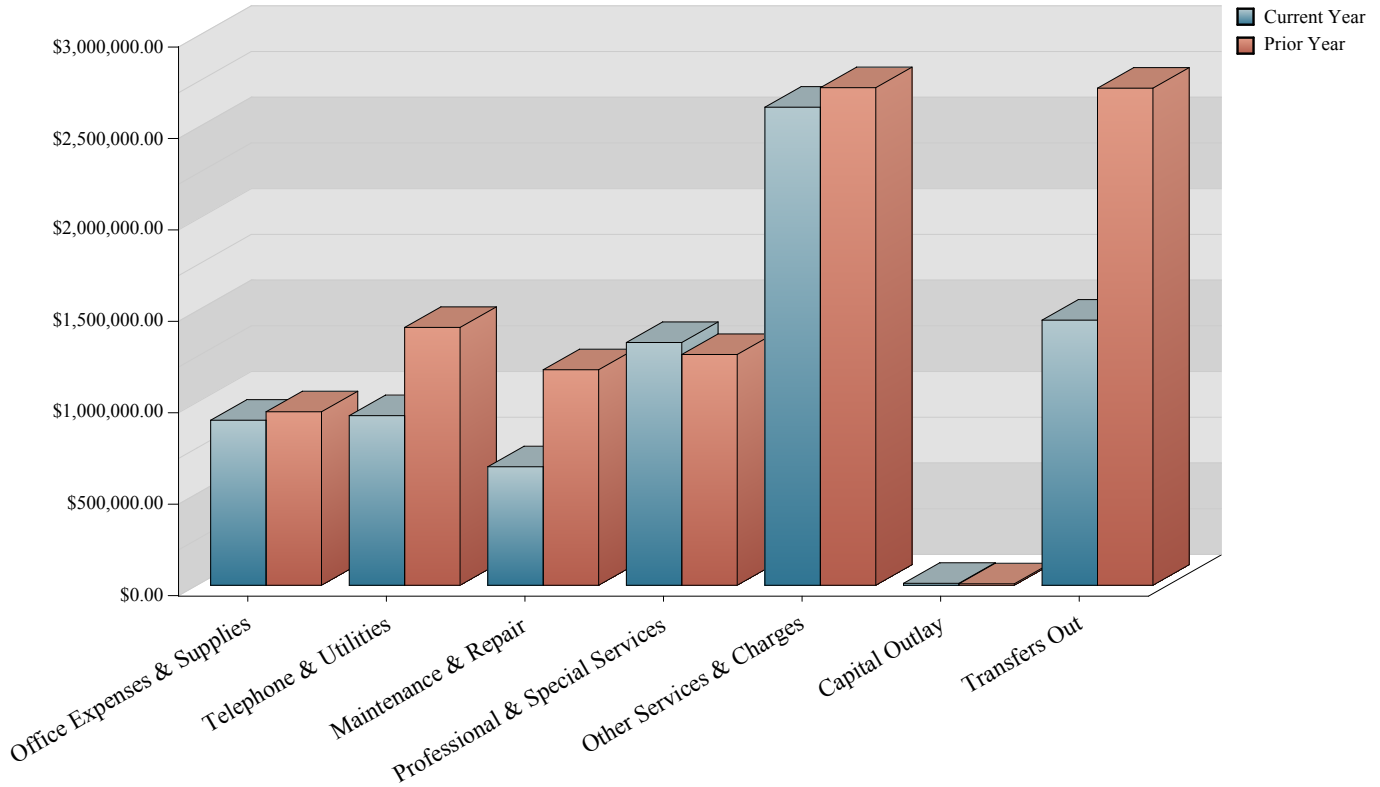


Nueces County, Texas
Comparison of Current Year to Prior Year Expenditures
General Fund
January 2017 vs. January 2018

<u>General Fund</u>	<u>2017-18 Fiscal Year to Date Activity</u>	<u>2016-17 Prior Year to Date Activity</u>	<u>Increase (Decrease)</u>	<u>Current to Prior Year Percentage Change</u>
Salaries and Supplements	\$12,574,371	\$12,352,786	\$221,585	1.8%
Employee Benefits	5,651,918	5,205,785	446,133	8.6%
Other Personnel Expense	104,184	105,914	(1,730)	-1.6%
Office Expense & Supplies	438,643	437,016	1,627	0.4%
Food & Kitchen Expenses	464,026	511,768	(47,742)	-9.3%
Telephone & Utilities	927,626	1,410,097	(482,471)	-34.2%
Maint & Repair	647,994	1,178,564	(530,570)	-45.0%
Professional Services	361,645	289,568	72,077	24.9%
Special Personnel Services	965,998	972,454	(6,456)	-0.7%
Other Services & Charges	2,404,505	2,511,933	(107,428)	-4.3%
Other Expense	152,299	149,987	2,311	1.5%
Travel	57,732	59,316	(1,584)	-2.7%
Capital Outlay	10,699	7,961	2,739	34.4%
Transfer to Other Funds	1,449,940	2,718,574	(1,268,634)	-46.7%
Total Expenditures General Fund	<u><u>\$26,211,581</u></u>	<u><u>\$27,911,721</u></u>	<u><u>(\$ 1,700,140)</u></u>	-6.1%

**Nueces County, Texas
General Fund
For the Four Months Ended January 31, 2018**

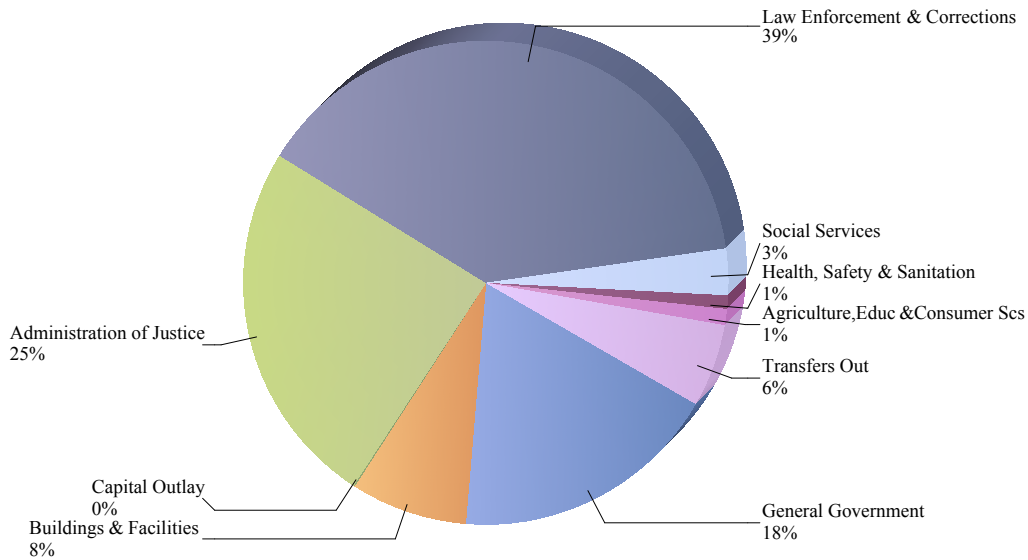
**General Fund 2 Year Comparison
Year to Date Actuals**



*Personnel Services has been excluded from this graph due to limitation of the scale range.

	Personnel Services	Office Expenses & Supplies	Telephone & Utilities	Maintenance & Repair	Professional & Special Services	Other Services & Charges	Capital Outlay	Transfers Out	Total
Current Year	18,330,473	902,669	927,626	647,994	1,327,643	2,614,536	10,699	1,449,940	26,211,581
Prior Year	17,664,485	948,784	1,410,097	1,178,564	1,262,021	2,721,236	7,961	2,718,574	27,911,721

**Expenditures by Function
Year to Date Actuals**



Nueces County, Texas
Statement of Expenditures Budget to Actual
For the Four Months Ended January 31, 2018

	Original FY 2017/18 Budget	Adjusted FY 2017/18 Budget	Year to Date Expenditures	Available Balance	Percent of Budget Available
<u>General Fund</u>					
<u>General Government</u>					
1010 County Commissioner Prec 1					
Salaries	\$ 121,445	\$ 121,445	\$ 35,840	\$ 85,605	70.5%
Employee Benefits	26,367	26,367	8,620	17,747	67.3%
Other Personnel Expense	9,540	9,540	3,115	6,425	67.3%
Office Expense & Supplies	1,750	1,750	11	1,739	99.4%
Maintenance & Repair	150	150	-	150	100.0%
Professional Services	2,700	2,700	-	2,700	100.0%
Other Services & Charges	505	505	118	387	76.6%
Travel	3,100	3,100	-	3,100	100.0%
Total	<u>\$ 165,557</u>	<u>\$ 165,557</u>	<u>\$ 47,705</u>	<u>\$ 117,852</u>	71.2%
1020 County Commissioner Prec 2					
Salaries	\$ 125,495	\$ 125,495	\$ 40,692	\$ 84,803	67.6%
Other Salary & Supplements	1,020	1,020	314	706	69.2%
Employee Benefits	35,695	35,695	11,530	24,165	67.7%
Other Personnel Expense	9,540	9,540	2,615	6,925	72.6%
Office Expense & Supplies	2,250	2,250	522	1,728	76.8%
Telephone & Utilities	550	550	121	429	78.1%
Maintenance & Repair	150	150	-	150	100.0%
Professional Services	2,700	2,700	425	2,275	84.3%
Other Services & Charges	505	505	-	505	100.0%
Travel	3,100	3,100	-	3,100	100.0%
Total	<u>\$ 181,005</u>	<u>\$ 181,005</u>	<u>\$ 56,219</u>	<u>\$ 124,786</u>	68.9%
1030 County Commissioner Prec 3					
Salaries	\$ 121,590	\$ 121,590	\$ 39,390	\$ 82,200	67.6%
Other Salary & Supplements	1,800	1,800	554	1,246	69.2%
Employee Benefits	54,170	54,170	16,480	37,690	69.6%
Other Personnel Expense	9,540	9,540	3,115	6,425	67.3%
Office Expense & Supplies	2,450	2,450	159	2,291	93.5%
Telephone & Utilities	550	550	149	401	72.9%
Maintenance & Repair	800	800	-	800	100.0%
Professional Services	2,700	2,700	225	2,475	91.7%
Other Services & Charges	300	300	118	182	60.6%
Travel	3,100	3,100	425	2,675	86.3%
Total	<u>\$ 197,000</u>	<u>\$ 197,000</u>	<u>\$ 60,616</u>	<u>\$ 136,384</u>	69.2%
1040 County Commissioner Prec 4					
Salaries	\$ 117,540	\$ 117,540	\$ 37,025	\$ 80,515	68.5%
Employee Benefits	37,188	37,188	15,140	22,048	59.3%
Other Personnel Expense	9,540	9,540	3,115	6,425	67.3%
Office Expense & Supplies	2,250	2,250	1,215	1,035	46.0%
Telephone & Utilities	550	550	-	550	100.0%
Maintenance & Repair	150	150	-	150	100.0%
Professional Services	1,700	1,700	-	1,700	100.0%
Travel	2,100	2,100	-	2,100	100.0%
Total	<u>\$ 171,018</u>	<u>\$ 171,018</u>	<u>\$ 56,494</u>	<u>\$ 114,524</u>	67.0%

	Original FY 2017/18 Budget	Adjusted FY 2017/18 Budget	Year to Date Expenditures	Available Balance	Percent of Budget Available
1120 County Judge					
Salaries	\$ 210,901	\$ 210,901	\$ 66,856	\$ 144,045	68.3%
Salaries Overtime	1,000	1,000	209	791	79.1%
Other Salary & Supplements	17,300	17,300	8,405	8,895	51.4%
Employee Benefits	60,718	60,718	19,921	40,797	67.2%
Other Personnel Expense	9,540	9,540	3,115	6,425	67.3%
Office Expense & Supplies	2,925	2,925	433	2,492	85.2%
Maintenance & Repair	500	500	29	471	94.2%
Professional Services	1,500	1,500	-	1,500	100.0%
Other Services & Charges	500	500	325	175	35.0%
Travel	4,850	4,850	263	4,587	94.6%
Total	\$ 309,734	\$ 309,734	\$ 99,557	\$ 210,177	67.9%
1121 CCMGT Support					
Salaries	\$ 342,577	\$ 342,577	\$ 104,612	\$ 237,965	69.5%
Other Salary & Supplements	4,860	4,860	1,495	3,365	69.2%
Employee Benefits	118,077	118,077	35,618	82,459	69.8%
Other Personnel Expense	4,320	4,320	1,329	2,991	69.2%
Office Expense & Supplies	3,900	3,900	1,000	2,900	74.4%
Telephone & Utilities	1,300	1,300	305	995	76.6%
Maintenance & Repair	450	450	-	450	100.0%
Professional Services	2,710	2,710	38	2,672	98.6%
Other Services & Charges	500	500	-	500	100.0%
Other Expenses	6,250	6,250	1,959	4,291	68.7%
Travel	5,400	5,400	873	4,527	83.8%
Total	\$ 490,344	\$ 490,344	\$ 147,229	\$ 343,115	70.0%
1122 Grants Administration					
Salaries	\$ 161,993	\$ 161,993	\$ 48,300	\$ 113,693	70.2%
Other Salary & Supplements	1,860	1,860	572	1,288	69.2%
Employee Benefits	58,294	58,294	23,384	34,910	59.9%
Other Personnel Expense	6,480	6,480	1,994	4,486	69.2%
Office Expense & Supplies	2,855	2,855	1,253	1,603	56.1%
Telephone & Utilities	1,300	1,300	298	1,002	77.1%
Maintenance & Repair	220	220	-	220	100.0%
Professional Services	8,000	8,000	5	7,995	99.9%
Other Services & Charges	2,000	2,000	468	1,532	76.6%
Other Expenses	1,400	1,400	372	1,028	73.5%
Travel	2,200	2,200	-	2,200	100.0%
Total	\$ 246,602	\$ 246,602	\$ 76,645	\$ 169,957	68.9%
1125 Risk Management					
Salaries	\$ 108,930	\$ 108,930	\$ 18,026	\$ 90,904	83.5%
Salaries Overtime	-	769	818	(49)	-6.4%
Other Salary & Supplements	-	-	3,158	(3,158)	0
Employee Benefits	31,205	31,205	4,268	26,937	86.3%
Other Personnel Expense	5,760	5,760	886	4,874	84.6%
Office Expense & Supplies	10,200	9,431	6,643	2,788	29.6%
Telephone & Utilities	1,800	1,800	397	1,403	78.0%
Maintenance & Repair	200	200	-	200	100.0%
Professional Services	17,800	17,800	17,598	202	1.1%
Other Services & Charges	1,800	1,800	-	1,800	100.0%
Other Expenses	5,590	5,590	931	4,659	83.3%
Travel	3,000	3,000	-	3,000	100.0%
Total	\$ 186,285	\$ 186,285	\$ 52,725	\$ 133,560	71.7%

	Original FY 2017/18 Budget	Adjusted FY 2017/18 Budget	Year to Date Expenditures	Available Balance	Percent of Budget Available
1130 County Attorney					
Salaries	\$ 1,062,415	\$ 1,062,415	\$ 324,595	\$ 737,820	69.4%
Other Salary & Supplements	32,022	32,022	10,259	21,763	68.0%
Employee Benefits	403,883	403,883	126,455	277,428	68.7%
Other Personnel Expense	25,500	25,500	7,946	17,554	68.8%
Office Expense & Supplies	31,800	31,800	5,435	26,365	82.9%
Telephone & Utilities	2,000	2,000	447	1,553	77.6%
Maintenance & Repair	1,000	1,000	-	1,000	100.0%
Professional Services	24,369	24,369	4,877	19,492	80.0%
Other Services & Charges	4,478	4,478	1,063	3,415	76.3%
Other Expenses	9,600	9,600	2,878	6,722	70.0%
Travel	3,600	3,600	1,037	2,563	71.2%
Total	\$ 1,600,667	\$ 1,600,667	\$ 484,994	\$ 1,115,673	69.7%
1160 County Clerk					
Salaries	\$ 479,933	\$ 479,933	\$ 134,020	\$ 345,913	72.1%
Salaries Overtime	3,000	3,000	167	2,833	94.4%
Other Salary & Supplements	5,700	5,700	545	5,155	90.4%
Employee Benefits	208,355	208,355	69,558	138,797	66.6%
Other Personnel Expense	8,604	8,604	2,827	5,777	67.1%
Office Expense & Supplies	28,850	28,850	10,054	18,796	65.2%
Telephone & Utilities	2,050	2,050	447	1,603	78.2%
Maintenance & Repair	750	750	-	750	100.0%
Professional Services	4,700	4,700	862	3,838	81.7%
Other Services & Charges	1,700	1,700	180	1,520	89.4%
Other Expenses	13,090	13,090	3,217	9,873	75.4%
Travel	4,000	4,000	1,279	2,721	68.0%
Total	\$ 760,732	\$ 760,732	\$ 223,156	\$ 537,576	70.7%
1170 County Clerk Treasury					
Salaries	\$ 183,394	\$ 183,394	\$ 54,421	\$ 128,973	70.3%
Salaries Overtime	6,000	6,000	15	5,985	99.8%
Other Salary & Supplements	1,800	1,800	554	1,246	69.2%
Employee Benefits	73,999	73,999	24,390	49,609	67.0%
Other Personnel Expense	1,080	1,080	332	748	69.2%
Office Expense & Supplies	40,000	40,000	9,238	30,762	76.9%
Telephone & Utilities	600	600	149	451	75.2%
Maintenance & Repair	2,800	2,800	1,716	1,084	38.7%
Professional Services	1,400	1,400	-	1,400	100.0%
Other Services & Charges	8,500	36,500	7,625	28,875	79.1%
Other Expenses	3,700	3,700	1,091	2,609	70.5%
Travel	3,300	3,300	-	3,300	100.0%
Total	\$ 326,573	\$ 354,573	\$ 99,531	\$ 255,042	71.9%
1180 Co Clerk Collections					
Salaries	\$ 172,120	\$ 172,120	\$ 48,995	\$ 123,125	71.5%
Salaries Overtime	6,000	6,000	0	6,000	100.0%
Other Salary & Supplements	1,080	1,080	332	748	69.2%
Employee Benefits	71,306	71,306	23,296	48,010	67.3%
Office Expense & Supplies	13,700	13,700	3,161	10,539	76.9%
Maintenance & Repair	7,000	7,000	356	6,644	94.9%
Professional Services	20,000	20,000	152	19,848	99.2%
Other Services & Charges	723	723	108	615	85.1%
Other Expenses	3,700	3,700	1,091	2,609	70.5%
Travel	1,500	1,500	-	1,500	100.0%
Total	\$ 297,129	\$ 297,129	\$ 77,491	\$ 219,638	73.9%

	Original FY 2017/18 Budget	Adjusted FY 2017/18 Budget	Year to Date Expenditures	Available Balance	Percent of Budget Available
1190 County Clerk Elections					
Salaries	\$ 153,296	\$ 153,296	\$ 36,457	\$ 116,839	76.2%
Salaries Overtime	14,000	14,000	4,995	9,005	64.3%
Other Salary & Supplements	4,879	4,879	102	4,777	97.9%
Employee Benefits	59,885	59,885	15,435	44,450	74.2%
Other Personnel Expense	3,504	10,504	3,007	7,497	71.4%
Office Expense & Supplies	31,375	24,375	9,963	14,412	59.1%
Food & Kitchen Expenses	750	750	-	750	100.0%
Telephone & Utilities	19,175	24,175	9,076	15,099	62.5%
Maintenance & Repair	31,842	31,842	1,619	30,223	94.9%
Professional Services	227,683	227,683	-	227,683	100.0%
Other Services & Charges	315,706	310,706	1,584	309,122	99.5%
Travel	9,100	9,100	-	9,100	100.0%
Capital Outlay	17,500	17,500	-	17,500	100.0%
Total	\$ 888,695	\$ 888,695	\$ 82,239	\$ 806,456	90.7%
1200 Tax Assessor - Collector					
Salaries	\$ 2,058,663	\$ 2,058,663	\$ 588,650	\$ 1,470,013	71.4%
Salaries Overtime	2,500	2,500	76	2,424	97.0%
Other Salary & Supplements	60,402	60,402	31,832	28,570	47.3%
Employee Benefits	941,280	941,280	316,569	624,711	66.4%
Other Personnel Expense	13,140	13,140	4,223	8,917	67.9%
Office Expense & Supplies	238,100	238,100	95,587	142,513	59.9%
Maintenance & Repair	4,500	4,500	-	4,500	100.0%
Professional Services	21,370	21,370	16,637	4,733	22.1%
Other Services & Charges	27,813	27,813	16,918	10,895	39.2%
Other Expenses	39,714	39,714	27,648	12,066	30.4%
Travel	16,350	16,350	2,520	13,830	84.6%
Total	\$ 3,423,832	\$ 3,423,832	\$ 1,100,660	\$ 2,323,172	67.9%
1240 Information Technology					
Salaries	\$ 1,199,530	\$ 1,199,530	\$ 323,463	\$ 876,067	73.0%
Salaries Overtime	500	500	-	500	100.0%
Other Salary & Supplements	33,495	33,495	9,436	24,059	71.8%
Employee Benefits	416,938	416,938	129,854	287,084	68.9%
Other Personnel Expense	2,160	2,160	665	1,495	69.2%
Office Expense & Supplies	18,400	18,400	693	17,707	96.2%
Telephone & Utilities	538,109	538,109	140,524	397,585	73.9%
Maintenance & Repair	829,568	829,568	22,040	807,528	97.3%
Professional Services	393,000	393,000	26,925	366,075	93.1%
Other Services & Charges	846	846	215	631	74.6%
Travel	16,000	16,000	-	16,000	100.0%
Total	\$ 3,448,546	\$ 3,448,546	\$ 653,815	\$ 2,794,731	81.0%
1245 Human Resources					
Salaries	\$ 282,110	\$ 282,110	\$ 80,408	\$ 201,702	71.5%
Salaries Overtime	250	250	-	250	100.0%
Other Salary & Supplements	2,580	2,580	794	1,786	69.2%
Employee Benefits	98,935	98,935	31,369	67,566	68.3%
Other Personnel Expense	2,880	2,880	886	1,994	69.2%
Office Expense & Supplies	5,600	5,600	383	5,217	93.2%
Telephone & Utilities	650	650	149	501	77.1%
Maintenance & Repair	500	500	-	500	100.0%
Professional Services	1,250	1,250	112	1,138	91.1%
Other Services & Charges	500	500	-	500	100.0%
Other Expenses	7,550	7,550	2,578	4,972	65.8%
Travel	2,000	2,000	331	1,669	83.4%
Total	\$ 404,805	\$ 404,805	\$ 117,010	\$ 287,795	71.1%

	Original FY 2017/18 Budget	Adjusted FY 2017/18 Budget	Year to Date Expenditures	Available Balance	Percent of Budget Available
1250 County Auditor					
Salaries	\$ 1,084,366	\$ 1,084,366	\$ 317,269	\$ 767,097	70.7%
Salaries Overtime	7,500	7,500	2,251	5,249	70.0%
Other Salary & Supplements	14,880	14,880	8,254	6,626	44.5%
Employee Benefits	441,662	441,662	151,083	290,579	65.8%
Other Personnel Expense	2,160	2,160	665	1,495	69.2%
Office Expense & Supplies	23,500	23,500	9,160	14,340	61.0%
Telephone & Utilities	5,000	5,000	1,054	3,946	78.9%
Maintenance & Repair	1,000	1,000	404	596	59.6%
Professional Services	334,000	334,000	91,283	242,717	72.7%
Other Services & Charges	7,685	7,685	634	7,051	91.8%
Other Expenses	18,000	18,000	5,164	12,836	71.3%
Travel	15,000	15,000	8	14,992	99.9%
Total	\$ 1,954,753	\$ 1,954,753	\$ 587,228	\$ 1,367,525	70.0%
1270 County Purchasing					
Salaries	\$ 381,555	\$ 381,555	\$ 112,646	\$ 268,909	70.5%
Salaries Overtime	1,000	1,000	-	1,000	100.0%
Other Salary & Supplements	4,260	4,260	1,015	3,245	76.2%
Employee Benefits	172,372	172,372	60,175	112,197	65.1%
Other Personnel Expense	2,880	2,880	886	1,994	69.2%
Office Expense & Supplies	11,625	11,625	2,356	9,269	79.7%
Food & Kitchen Expenses	100	100	-	100	100.0%
Telephone & Utilities	2,675	2,675	575	2,100	78.5%
Maintenance & Repair	7,575	7,575	1,538	6,037	79.7%
Professional Services	1,500	1,500	(203)	1,703	113.5%
Other Services & Charges	15,323	15,323	7,697	7,626	49.8%
Other Expenses	12,830	12,830	2,087	10,743	83.7%
Travel	3,000	3,000	-	3,000	100.0%
Total	\$ 616,695	\$ 616,695	\$ 188,773	\$ 427,922	69.4%
1275 Veterans' Service					
Salaries	\$ 74,277	\$ 74,277	\$ 22,241	\$ 52,036	70.1%
Employee Benefits	31,325	31,325	10,472	20,853	66.6%
Other Personnel Expense	2,520	2,520	775	1,745	69.2%
Office Expense & Supplies	3,400	3,400	303	3,097	91.1%
Maintenance & Repair	200	200	-	200	100.0%
Professional Services	700	400	-	400	100.0%
Other Services & Charges	19,301	19,601	7,961	11,640	59.4%
Other Expenses	2,790	2,790	670	2,120	76.0%
Travel	3,000	3,000	-	3,000	100.0%
Total	\$ 137,513	\$ 137,513	\$ 42,423	\$ 95,090	69.1%
1280 Employees' Benefits					
Employee Benefits	\$ 52,276	\$ 52,276	\$ -	\$ 52,276	100.0%
Office Expense & Supplies	1,250	1,250	-	1,250	100.0%
Food & Kitchen Expenses	700	700	-	700	100.0%
Professional Services	134,620	134,620	24,690	109,930	81.7%
Other Services & Charges	15,000	15,000	35	14,965	99.8%
Other Expenses	1,500	1,500	-	1,500	100.0%
Total	\$ 205,346	\$ 205,346	\$ 24,725	\$ 180,621	88.0%

	Original FY 2017/18 Budget	Adjusted FY 2017/18 Budget	Year to Date Expenditures	Available Balance	Percent of Budget Available
1285 General Administration					
Office Expense & Supplies	\$ 4,550	\$ 4,550	\$ 3,475	\$ 1,075	23.6%
Food & Kitchen Expenses	1,000	1,000	383	617	61.7%
Professional Services	431,000	431,000	106,604	324,396	75.3%
Reserve Appropriations	2,200,000	2,138,516	-	2,138,516	100.0%
Other Services & Charges	1,148,647	1,165,956	324,464	841,492	72.2%
Other Expenses	7,174	7,174	2,114	5,060	70.5%
Travel	15,000	15,000	1,775	13,225	88.2%
Total	\$ 3,807,371	\$ 3,763,196	\$ 438,815	\$ 3,324,381	88.3%
Total General Government	\$ 19,820,202	\$ 19,804,027	\$ 4,718,050	\$ 15,085,977	76.2%
Buildings & Facilities					
1400 General Repairs - Building					
Salaries	\$ 58,344	\$ 58,344	\$ 16,874	\$ 41,470	71.1%
Salaries Overtime	3,500	3,500	475	3,025	86.4%
Other Salary & Supplements	780	780	240	540	69.2%
Employee Benefits	33,394	33,394	12,004	21,390	64.1%
Maintenance & Repair	4,679	4,679	94	4,585	98.0%
Total	\$ 100,697	\$ 100,697	\$ 29,688	\$ 71,009	70.5%
1440 Ronnie H. Polston Bldg					
Salaries	\$ 24,086	\$ 24,086	\$ 6,989	\$ 17,097	71.0%
Employee Benefits	13,399	13,399	4,716	8,683	64.8%
Office Expense & Supplies	1,200	1,200	118	1,082	90.2%
Telephone & Utilities	21,366	21,366	4,905	16,461	77.0%
Maintenance & Repair	1,000	1,000	261	739	73.9%
Total	\$ 61,051	\$ 61,051	\$ 16,989	\$ 44,062	72.2%
1450 Bill Bode County Building					
Salaries	\$ 30,545	\$ 30,545	\$ 9,394	\$ 21,151	69.2%
Other Salary & Supplements	810	810	240	570	70.4%
Employee Benefits	18,730	18,730	5,380	13,350	71.3%
Office Expense & Supplies	1,000	1,000	311	689	68.9%
Telephone & Utilities	19,800	19,800	4,632	15,168	76.6%
Maintenance & Repair	900	900	-	900	100.0%
Total	\$ 71,785	\$ 71,785	\$ 19,958	\$ 51,827	72.2%
1460 Robert N. Barnes Juv. Facility					
Telephone & Utilities	\$ 329,857	\$ 329,857	\$ 76,480	\$ 253,377	76.8%
Maintenance & Repair	3,200	3,200	223	2,977	93.0%
Other Services & Charges	2,200	2,200	142	2,058	93.5%
Total	\$ 335,257	\$ 335,257	\$ 76,846	\$ 258,411	77.1%
1465 Broadway Warehouse					
Telephone & Utilities	\$ 6,392	\$ 6,392	\$ 1,898	\$ 4,494	70.3%
Total	\$ 6,392	\$ 6,392	\$ 1,898	\$ 4,494	70.3%

	Original FY 2017/18 Budget	Adjusted FY 2017/18 Budget	Year to Date Expenditures	Available Balance	Percent of Budget Available
1470	Records Management Department				
Salaries	\$ 234,104	\$ 234,104	\$ 67,740	\$ 166,364	71.1%
Salaries Overtime	-	-	2,290	(2,290)	0
Other Salary & Supplements	36,660	36,660	8,797	27,863	76.0%
Employee Benefits	97,479	97,479	32,390	65,089	66.8%
Office Expense & Supplies	4,500	4,500	1,101	3,399	75.5%
Telephone & Utilities	27,496	27,496	4,077	23,419	85.2%
Maintenance & Repair	29,500	29,500	1,934	27,566	93.4%
Other Services & Charges	216,345	216,345	52,405	163,940	75.8%
Other Expenses	4,000	4,000	943	3,057	76.4%
Travel	900	900	-	900	100.0%
Total	\$ 650,984	\$ 650,984	\$ 171,677	\$ 479,307	73.6%
1490	CSCD Cook Building				
Office Expense & Supplies	\$ 18,000	\$ 18,000	\$ 4,896	\$ 13,104	72.8%
Telephone & Utilities	83,914	83,914	16,080	67,834	80.8%
Maintenance & Repair	2,750	2,750	486	2,264	82.3%
Other Services & Charges	67,800	67,800	28,236	39,564	58.4%
Other Expenses	9,090	9,090	3,040	6,050	66.6%
Total	\$ 181,554	\$ 181,554	\$ 52,738	\$ 128,816	71.0%
1500	Mechanical Maintenance				
Salaries	\$ 292,656	\$ 292,656	\$ 76,935	\$ 215,721	73.7%
Salaries Overtime	25,000	25,000	40	24,960	99.8%
Other Salary & Supplements	1,980	1,980	609	1,371	69.2%
Employee Benefits	142,217	142,217	47,029	95,188	66.9%
Other Personnel Expense	2,000	2,000	542	1,458	72.9%
Office Expense & Supplies	3,500	3,500	224	3,276	93.6%
Telephone & Utilities	1,271,799	1,271,799	319,813	951,986	74.9%
Maintenance & Repair	12,026	12,026	3,455	8,571	71.3%
Professional Services	16,200	16,200	-	16,200	100.0%
Reserve Appropriations	750,000	750,000	-	750,000	100.0%
Other Services & Charges	1,500	1,500	-	1,500	100.0%
Total	\$ 2,518,878	\$ 2,518,878	\$ 448,647	\$ 2,070,231	82.2%
1510	Agua Dulce Building				
Salaries	\$ 12,906	\$ 12,906	\$ 3,487	\$ 9,419	73.0%
Employee Benefits	8,760	8,760	3,156	5,604	64.0%
Office Expense & Supplies	1,400	1,400	429	971	69.4%
Telephone & Utilities	21,670	21,670	4,493	17,177	79.3%
Maintenance & Repair	500	500	-	500	100.0%
Total	\$ 45,236	\$ 45,236	\$ 11,565	\$ 33,671	74.4%
1520	Bishop Building				
Office Expense & Supplies	\$ 1,200	\$ 1,200	\$ 208	\$ 992	82.6%
Telephone & Utilities	39,850	39,850	10,799	29,051	72.9%
Maintenance & Repair	500	500	-	500	100.0%
Total	\$ 41,550	\$ 41,550	\$ 11,007	\$ 30,543	73.5%
1530	Port Aransas Building				
Salaries	\$ 11,471	\$ 11,471	\$ 3,309	\$ 8,162	71.2%
Employee Benefits	2,717	2,717	894	1,823	67.1%
Office Expense & Supplies	1,050	1,050	-	1,050	100.0%
Telephone & Utilities	20,301	20,301	232	20,069	98.9%
Maintenance & Repair	500	500	-	500	100.0%
Total	\$ 36,039	\$ 36,039	\$ 4,435	\$ 31,604	87.7%

	Original FY 2017/18 Budget	Adjusted FY 2017/18 Budget	Year to Date Expenditures	Available Balance	Percent of Budget Available
1540 Johnny S. Calderon Co. Bldg					
Salaries	\$ 79,477	\$ 79,477	\$ 22,947	\$ 56,530	71.1%
Other Salary & Supplements	720	720	222	498	69.2%
Employee Benefits	42,062	42,062	14,911	27,151	64.5%
Office Expense & Supplies	4,500	4,500	941	3,559	79.1%
Telephone & Utilities	105,235	105,235	15,404	89,831	85.4%
Maintenance & Repair	1,950	1,950	-	1,950	100.0%
Other Services & Charges	200	200	72	128	64.2%
Total	\$ 234,144	\$ 234,144	\$ 54,496	\$ 179,648	76.7%
1545 Keach Library Building					
Salaries	\$ 25,210	\$ 25,210	\$ 7,299	\$ 17,911	71.0%
Salaries Overtime	1,000	1,000	-	1,000	100.0%
Other Salary & Supplements	1,800	1,800	554	1,246	69.2%
Employee Benefits	14,079	14,079	5,018	9,061	64.4%
Office Expense & Supplies	1,400	1,400	1,153	247	17.6%
Telephone & Utilities	198,788	198,788	24,507	174,281	87.7%
Maintenance & Repair	500	500	23	477	95.4%
Total	\$ 242,777	\$ 242,777	\$ 38,554	\$ 204,223	84.1%
1550 Agriculture Bldg - Robstown					
Telephone & Utilities	13,500	13,500	919	12,581	93.2%
Maintenance & Repair	22,360	22,360	68	22,292	99.7%
Other Services & Charges	323	323	108	215	66.7%
Total	\$ 36,183	\$ 36,183	\$ 1,095	\$ 35,088	97.0%
1565 Medical Examiner Building					
Office Expense & Supplies	\$ 250	\$ 250	\$ -	\$ 250	100.0%
Telephone & Utilities	28,985	28,985	7,663	21,322	73.6%
Maintenance & Repair	500	500	-	500	100.0%
Total	\$ 29,735	\$ 29,735	\$ 7,663	\$ 22,072	74.2%
1570 Building Superintendent					
Salaries	\$ 338,458	\$ 338,458	\$ 112,756	\$ 225,702	66.7%
Salaries Overtime	2,500	2,500	444	2,056	82.3%
Other Salary & Supplements	4,890	4,890	1,740	3,150	64.4%
Employee Benefits	100,314	100,314	41,575	58,740	58.6%
Other Personnel Expense	8,648	8,648	2,453	6,195	71.6%
Office Expense & Supplies	5,222	5,222	773	4,449	85.2%
Telephone & Utilities	7,300	7,300	1,629	5,671	77.7%
Maintenance & Repair	2,088,627	2,088,027	343,318	1,744,709	83.6%
Professional Services	33,200	33,200	4,863	28,338	85.4%
Other Services & Charges	934,545	934,545	308,751	625,794	67.0%
Other Expenses	3,000	3,000	908	2,092	69.7%
Travel	4,000	4,000	-	4,000	100.0%
Total	\$ 3,530,704	\$ 3,530,104	\$ 819,209	\$ 2,710,895	76.8%
1580 Welfare Bldg - Robstown					
Office Expense & Supplies	\$ 800	\$ 800	\$ 119	\$ 681	85.1%
Telephone & Utilities	20,746	20,746	3,316	17,430	84.0%
Maintenance & Repair	500	500	-	500	100.0%
Total	\$ 22,046	\$ 22,046	\$ 3,435	\$ 18,611	84.4%

	Original FY 2017/18 Budget	Adjusted FY 2017/18 Budget	Year to Date Expenditures	Available Balance	Percent of Budget Available
1590 Hilltop Facility					
Salaries	\$ 70,782	\$ 70,782	\$ 20,078	\$ 50,704	71.6%
Other Salary & Supplements	780	780	240	540	69.2%
Employee Benefits	36,514	36,514	13,239	23,275	63.7%
Office Expense & Supplies	7,000	7,000	101	6,899	98.6%
Telephone & Utilities	41,518	41,518	8,887	32,631	78.6%
Maintenance & Repair	46,000	46,000	3,728	42,272	91.9%
Other Services & Charges	12,323	12,323	2,596	9,727	78.9%
Total	\$ 214,917	\$ 214,917	\$ 48,870	\$ 166,047	77.3%
1600 Precinct III Yard Buildings					
Office Expense & Supplies	\$ 500	\$ 500	\$ 89	\$ 411	82.2%
Telephone & Utilities	18,000	18,000	2,618	15,382	85.5%
Maintenance & Repair	500	1,100	677	423	38.4%
Total	\$ 19,000	\$ 19,600	\$ 3,384	\$ 16,216	82.7%
1740 McKenzie Jail Annex					
Salaries	\$ 101,213	\$ 101,213	\$ 21,385	\$ 79,828	78.9%
Salaries Overtime	4,000	4,000	-	4,000	100.0%
Employee Benefits	38,690	38,690	11,566	27,124	70.1%
Office Expense & Supplies	500	500	-	500	100.0%
Telephone & Utilities	605,763	605,763	150,698	455,065	75.1%
Maintenance & Repair	8,118	8,118	3,302	4,816	59.3%
Other Services & Charges	3,823	3,823	264	3,559	93.1%
Total	\$ 762,107	\$ 762,107	\$ 187,215	\$ 574,892	75.4%
1760 Robstown Community Building					
Office Expense & Supplies	\$ 1,500	\$ 1,500	\$ -	\$ 1,500	100.0%
Telephone & Utilities	42,505	42,505	5,197	37,309	87.8%
Maintenance & Repair	36,500	36,500	6,505	29,995	82.2%
Other Services & Charges	5,000	5,000	1,670	3,331	66.6%
Total	\$ 85,505	\$ 85,505	\$ 13,371	\$ 72,134	84.4%
1770 Sr Community Services Bldgs.					
Office Expense & Supplies	\$ 1,000	\$ 1,000	\$ -	\$ 1,000	100.0%
Telephone & Utilities	37,247	37,247	6,842	30,405	81.6%
Maintenance & Repair	24,700	24,700	4,901	19,799	80.2%
Other Services & Charges	4,000	4,000	510	3,490	87.3%
Total	\$ 66,947	\$ 66,947	\$ 12,253	\$ 54,694	81.7%
1780 David Berlanga, Sr. Bldg					
Office Expense & Supplies	\$ 500	\$ 500	\$ -	\$ 500	100.0%
Telephone & Utilities	22,941	22,941	3,980	18,961	82.6%
Maintenance & Repair	12,850	12,850	-	12,850	100.0%
Other Services & Charges	1,760	1,760	253	1,507	85.6%
Total	\$ 38,051	\$ 38,051	\$ 4,233	\$ 33,818	88.9%
Total Buildings & Facilities	<u>\$ 9,331,539</u>	<u>\$ 9,331,539</u>	<u>\$ 2,039,226</u>	<u>\$ 7,292,313</u>	78.1%

	Original FY 2017/18 Budget	Adjusted FY 2017/18 Budget	Year to Date Expenditures	Available Balance	Percent of Budget Available
Administration of Justice					
3110 County Court at Law 1					
Salaries	\$ 335,693	\$ 335,693	\$ 95,445	\$ 240,248	71.6%
Other Salary & Supplements	4,880	6,470	4,550	1,920	29.7%
Employee Benefits	126,220	124,630	26,545	98,085	78.7%
Office Expense & Supplies	4,265	4,265	727	3,538	83.0%
Maintenance & Repair	500	500	29	471	94.2%
Professional Services	1,918	1,918	86	1,832	95.5%
Special Personnel Services	198,500	198,500	33,926	164,574	82.9%
Other Services & Charges	1,367	2,867	1,789	1,078	37.6%
Other Expenses	4,025	4,025	1,219	2,806	69.7%
Travel	1,300	1,300	-	1,300	100.0%
Total	\$ 678,668	\$ 680,168	\$ 164,316	\$ 515,852	75.8%
3120 County Court at Law 2					
Salaries	\$ 321,570	\$ 321,570	\$ 102,297	\$ 219,273	68.2%
Other Salary & Supplements	4,760	4,760	840	3,920	82.4%
Employee Benefits	91,640	91,640	35,747	55,893	61.0%
Office Expense & Supplies	4,600	4,600	1,112	3,488	75.8%
Maintenance & Repair	500	500	29	471	94.2%
Professional Services	900	900	325	575	63.9%
Special Personnel Services	198,500	198,500	31,600	166,901	84.1%
Other Services & Charges	1,166	2,666	1,722	944	35.4%
Other Expenses	4,518	4,518	1,433	3,085	68.3%
Travel	1,300	1,300	844	456	35.1%
Total	\$ 629,454	\$ 630,954	\$ 175,949	\$ 455,005	72.1%
3130 County Court at Law 3					
Salaries	\$ 313,167	\$ 313,167	\$ 100,263	\$ 212,904	68.0%
Other Salary & Supplements	3,440	3,440	618	2,822	82.0%
Employee Benefits	89,610	89,610	27,959	61,651	68.8%
Office Expense & Supplies	3,465	3,465	699	2,766	79.8%
Maintenance & Repair	500	500	29	471	94.2%
Professional Services	1,918	1,918	86	1,832	95.5%
Special Personnel Services	198,500	198,500	28,737	169,763	85.5%
Other Services & Charges	1,868	3,368	1,956	1,412	41.9%
Other Expenses	4,518	4,518	1,433	3,085	68.3%
Travel	1,300	1,300	-	1,300	100.0%
Total	\$ 618,286	\$ 619,786	\$ 161,780	\$ 458,006	73.9%
3140 County Court at Law 4					
Salaries	\$ 313,811	\$ 313,811	\$ 99,369	\$ 214,442	68.3%
Other Salary & Supplements	3,560	3,560	462	3,098	87.0%
Employee Benefits	93,678	93,678	28,913	64,765	69.1%
Office Expense & Supplies	3,565	3,565	592	2,973	83.4%
Maintenance & Repair	500	500	29	471	94.2%
Professional Services	1,918	1,918	86	1,832	95.5%
Special Personnel Services	198,500	198,500	30,178	168,322	84.8%
Other Services & Charges	1,457	2,957	1,819	1,138	38.5%
Other Expenses	4,025	4,025	1,219	2,806	69.7%
Travel	1,300	1,300	-	1,300	100.0%
Total	\$ 622,314	\$ 623,814	\$ 162,667	\$ 461,147	73.9%

	Original FY 2017/18 Budget	Adjusted FY 2017/18 Budget	Year to Date Expenditures	Available Balance	Percent of Budget Available
3150 County Court at Law 5					
Salaries	\$ 323,417	\$ 323,417	\$ 103,308	\$ 220,109	68.1%
Salaries Overtime	-	-	3	(3)	0
Other Salary & Supplements	-	2,000	1,469	531	26.6%
Employee Benefits	111,117	111,117	34,507	76,610	68.9%
Office Expense & Supplies	6,000	6,000	2,604	3,396	56.6%
Maintenance & Repair	500	500	29	471	94.2%
Professional Services	1,918	1,918	86	1,832	95.5%
Special Personnel Services	433,500	433,500	170,597	262,903	60.6%
Other Services & Charges	1,408	2,908	1,803	1,105	38.0%
Other Expenses	6,500	6,500	1,979	4,521	69.6%
Travel	1,300	1,300	-	1,300	100.0%
Total	\$ 885,660	\$ 889,160	\$ 316,384	\$ 572,776	64.4%
3200 Legal Aid					
Salaries	\$ 59,301	\$ 59,301	\$ 18,246	\$ 41,055	69.2%
Employee Benefits	12,499	12,499	3,796	8,703	69.6%
Office Expense & Supplies	5,000	5,000	1,706	3,294	65.9%
Other Services & Charges	25,000	25,000	25,000	-	0
Total	\$ 101,800	\$ 101,800	\$ 48,748	\$ 53,052	52.1%
3250 Magistrate/ DWI Drug Court					
Salaries	\$ 194,051	\$ 194,051	\$ 59,144	\$ 134,907	69.5%
Other Salary & Supplements	1,800	1,800	554	1,246	69.2%
Employee Benefits	48,996	48,996	19,542	29,454	60.1%
Office Expense & Supplies	3,650	3,650	1,308	2,342	64.2%
Professional Services	1,200	1,200	-	1,200	100.0%
Special Personnel Services	5,000	5,000	-	5,000	100.0%
Other Services & Charges	700	700	100	600	85.7%
Other Expenses	7,000	7,000	2,503	4,497	64.2%
Travel	4,000	4,000	-	4,000	100.0%
Total	\$ 266,397	\$ 266,397	\$ 83,150	\$ 183,247	68.8%
3300 Court Administration					
Salaries	\$ 250,328	\$ 250,328	\$ 69,437	\$ 180,891	72.3%
Other Salary & Supplements	38,680	38,680	4,301	34,379	88.9%
Employee Benefits	100,530	100,530	37,607	62,923	62.6%
Office Expense & Supplies	5,200	5,200	964	4,236	81.5%
Food & Kitchen Expenses	1,200	1,200	445	755	62.9%
Maintenance & Repair	1,000	1,000	-	1,000	100.0%
Professional Services	500	500	523	(23)	-4.7%
Special Personnel Services	292,500	271,000	-	271,000	100.0%
Other Services & Charges	49,765	49,765	53,873	(4,108)	-8.3%
Other Expenses	11,700	11,700	3,032	8,668	74.1%
Travel	2,600	2,600	-	2,600	100.0%
Total	\$ 754,003	\$ 732,503	\$ 170,183	\$ 562,320	76.8%
3305 Title IV-D Court					
Salaries	\$ 127,525	\$ 127,525	\$ 38,549	\$ 88,976	69.8%
Other Salary & Supplements	1,740	1,740	535	1,205	69.2%
Employee Benefits	42,669	42,669	13,805	28,864	67.6%
Office Expense & Supplies	1,370	1,370	495	875	63.9%
Maintenance & Repair	250	250	29	221	88.4%
Professional Services	760	760	38	722	94.9%
Other Services & Charges	300	300	-	300	100.0%
Total	\$ 174,614	\$ 174,614	\$ 53,451	\$ 121,163	69.4%

	Original FY 2017/18 Budget	Adjusted FY 2017/18 Budget	Year to Date Expenditures	Available Balance	Percent of Budget Available
3310 28th District Court					
Salaries	\$ 167,086	\$ 167,086	\$ 50,833	\$ 116,253	69.6%
Salaries Overtime	1,000	1,000	-	1,000	100.0%
Other Salary & Supplements	23,060	23,060	7,366	15,694	68.1%
Employee Benefits	62,886	62,886	14,895	47,991	76.3%
Office Expense & Supplies	3,825	3,825	509	3,316	86.7%
Maintenance & Repair	500	500	29	471	94.2%
Professional Services	2,018	2,018	86	1,932	95.8%
Special Personnel Services	352,140	352,140	53,906	298,234	84.7%
Other Services & Charges	1,593	3,093	1,798	1,295	41.9%
Other Expenses	3,335	3,335	1,014	2,321	69.6%
Travel	1,500	1,500	-	1,500	100.0%
Total	\$ 618,943	\$ 620,443	\$ 130,435	\$ 490,008	79.0%
3320 94th District Court					
Salaries	\$ 168,418	\$ 168,418	\$ 51,025	\$ 117,393	69.7%
Salaries Overtime	1,000	1,000	-	1,000	100.0%
Other Salary & Supplements	23,060	23,060	7,126	15,934	69.1%
Employee Benefits	67,106	67,106	21,987	45,119	67.2%
Office Expense & Supplies	3,825	3,825	475	3,350	87.6%
Maintenance & Repair	500	500	29	471	94.2%
Professional Services	2,018	2,018	411	1,607	79.7%
Special Personnel Services	352,140	352,140	114,122	238,018	67.6%
Other Services & Charges	2,200	3,700	2,000	1,700	45.9%
Other Expenses	3,140	3,140	1,062	2,078	66.2%
Travel	1,500	1,500	830	670	44.6%
Total	\$ 624,907	\$ 626,407	\$ 199,066	\$ 427,341	68.2%
3330 105th District Court					
Salaries	\$ 146,911	\$ 146,911	\$ 44,535	\$ 102,376	69.7%
Salaries Overtime	1,000	1,000	5	995	99.5%
Other Salary & Supplements	20,000	20,000	6,185	13,815	69.1%
Employee Benefits	50,217	50,217	19,169	31,049	61.8%
Office Expense & Supplies	3,525	3,525	385	3,140	89.1%
Maintenance & Repair	500	500	29	471	94.2%
Professional Services	2,018	2,018	486	1,532	75.9%
Special Personnel Services	185,140	185,140	41,854	143,286	77.4%
Other Services & Charges	1,687	3,187	1,829	1,358	42.6%
Other Expenses	2,800	2,800	784	2,016	72.0%
Travel	1,500	1,500	722	778	51.8%
Total	\$ 415,298	\$ 416,798	\$ 115,982	\$ 300,816	72.2%
3340 117th District Court					
Salaries	\$ 180,190	\$ 180,190	\$ 54,789	\$ 125,401	69.6%
Salaries Overtime	1,000	1,000	-	1,000	100.0%
Other Salary & Supplements	23,000	23,000	7,311	15,689	68.2%
Employee Benefits	69,425	69,425	24,216	45,209	65.1%
Office Expense & Supplies	3,625	3,625	279	3,346	92.3%
Maintenance & Repair	500	500	29	471	94.2%
Professional Services	2,018	2,018	411	1,607	79.7%
Special Personnel Services	352,140	352,140	69,496	282,644	80.3%
Other Services & Charges	1,366	2,866	1,722	1,144	39.9%
Other Expenses	3,140	3,140	1,062	2,078	66.2%
Travel	1,500	1,500	814	686	45.7%
Total	\$ 637,904	\$ 639,404	\$ 160,129	\$ 479,275	75.0%

	Original FY 2017/18 Budget	Adjusted FY 2017/18 Budget	Year to Date Expenditures	Available Balance	Percent of Budget Available
3350 148th District Court					
Salaries	\$ 153,337	\$ 153,337	\$ 46,678	\$ 106,659	69.6%
Salaries Overtime	1,000	1,000	262	738	73.8%
Other Salary & Supplements	21,800	21,800	7,645	14,155	64.9%
Employee Benefits	67,782	67,782	22,607	45,175	66.6%
Office Expense & Supplies	3,525	3,525	335	3,190	90.5%
Maintenance & Repair	500	500	29	471	94.2%
Professional Services	2,018	2,018	86	1,932	95.8%
Special Personnel Services	352,140	352,140	52,117	300,023	85.2%
Other Services & Charges	2,200	3,700	2,000	1,700	45.9%
Other Expenses	3,220	3,220	622	2,598	80.7%
Travel	1,500	1,500	-	1,500	100.0%
Total	\$ 609,022	\$ 610,522	\$ 132,380	\$ 478,142	78.3%
3360 214th District Court					
Salaries	\$ 145,559	\$ 145,559	\$ 44,098	\$ 101,461	69.7%
Salaries Overtime	1,000	1,000	222	778	77.8%
Other Salary & Supplements	20,000	20,000	6,000	14,000	70.0%
Employee Benefits	69,603	69,603	20,485	49,118	70.6%
Office Expense & Supplies	3,925	3,925	1,399	2,526	64.3%
Maintenance & Repair	500	500	29	471	94.2%
Professional Services	2,018	2,018	836	1,182	58.6%
Special Personnel Services	352,140	352,140	103,454	248,687	70.6%
Other Services & Charges	2,200	3,700	2,000	1,700	45.9%
Other Expenses	2,610	2,610	622	1,988	76.2%
Travel	1,500	1,500	-	1,500	100.0%
Total	\$ 601,055	\$ 602,555	\$ 179,144	\$ 423,411	70.3%
3370 319th District Court					
Salaries	\$ 159,390	\$ 159,390	\$ 48,364	\$ 111,026	69.7%
Salaries Overtime	1,000	1,000	427	573	57.3%
Other Salary & Supplements	21,800	21,800	7,443	14,357	65.9%
Employee Benefits	53,197	53,197	17,297	35,900	67.5%
Office Expense & Supplies	3,825	3,825	549	3,276	85.7%
Maintenance & Repair	500	500	29	471	94.2%
Professional Services	2,018	2,018	86	1,932	95.8%
Special Personnel Services	352,140	352,140	75,054	277,087	78.7%
Other Services & Charges	1,629	3,129	1,810	1,319	42.2%
Other Expenses	3,000	3,000	914	2,086	69.5%
Travel	1,500	1,500	-	1,500	100.0%
Total	\$ 599,999	\$ 601,499	\$ 151,971	\$ 449,528	74.7%
3380 347th District Court					
Salaries	\$ 173,327	\$ 173,327	\$ 52,296	\$ 121,031	69.8%
Salaries Overtime	1,000	1,000	183	817	81.7%
Other Salary & Supplements	23,360	23,360	7,034	16,326	69.9%
Employee Benefits	84,637	84,637	28,398	56,239	66.4%
Office Expense & Supplies	4,125	4,125	1,494	2,631	63.8%
Maintenance & Repair	500	500	29	471	94.3%
Professional Services	2,018	2,018	486	1,532	75.9%
Special Personnel Services	352,140	352,140	90,486	261,654	74.3%
Other Services & Charges	2,044	3,544	1,948	1,596	45.0%
Other Expenses	3,000	3,000	914	2,086	69.5%
Travel	1,500	1,500	284	1,216	81.0%
Total	\$ 647,651	\$ 649,151	\$ 183,552	\$ 465,599	71.7%

	Original FY 2017/18 Budget	Adjusted FY 2017/18 Budget	Year to Date Expenditures	Available Balance	Percent of Budget Available
3480 Juvenile Probation					
Salaries	\$ 1,621,950	\$ 1,621,950	\$ 475,655	\$ 1,146,295	70.7%
Salaries Overtime	4,500	4,500	1,051	3,449	76.6%
Other Salary & Supplements	23,975	23,975	7,975	16,000	66.7%
Employee Benefits	731,620	731,620	235,765	495,855	67.8%
Other Personnel Expense	52,000	52,000	12,760	39,240	75.5%
Office Expense & Supplies	27,050	27,050	5,958	21,092	78.0%
Telephone & Utilities	10,200	10,200	1,145	9,055	88.8%
Maintenance & Repair	16,414	16,414	3,123	13,291	81.0%
Professional Services	11,600	11,600	1,093	10,507	90.6%
Other Services & Charges	21,936	21,936	7,732	14,204	64.8%
Other Expenses	13,600	13,600	4,372	9,228	67.8%
Travel	35,000	35,000	8,914	26,086	74.5%
Total	\$ 2,569,845	\$ 2,569,845	\$ 765,543	\$ 1,804,302	70.2%
3490 Juvenile Detention					
Salaries	\$ 868,587	\$ 868,587	\$ 243,745	\$ 624,842	71.9%
Salaries Overtime	27,560	27,560	6,946	20,614	74.8%
Other Salary & Supplements	55,280	55,280	14,095	41,185	74.5%
Employee Benefits	392,170	392,170	131,761	260,409	66.4%
Office Expense & Supplies	9,300	9,300	1,695	7,605	81.8%
Food & Kitchen Expenses	110,000	110,000	24,639	85,361	77.6%
Maintenance & Repair	11,500	11,500	1,126	10,374	90.2%
Professional Services	7,000	7,000	1,164	5,836	83.4%
Other Services & Charges	11,000	11,000	698	10,302	93.7%
Other Expenses	14,220	14,220	5,226	8,994	63.2%
Travel	1,800	1,800	-	1,800	100.0%
Total	\$ 1,508,417	\$ 1,508,417	\$ 431,096	\$ 1,077,321	71.4%
3492 Juvenile Justice Post-Adjudica					
Salaries	\$ 1,044,534	\$ 1,025,008	\$ 251,809	\$ 773,199	75.4%
Salaries Overtime	30,000	30,000	11,028	18,972	63.2%
Other Salary & Supplements	35,840	54,566	11,364	43,202	79.2%
Employee Benefits	422,518	422,518	132,808	289,710	68.6%
Other Personnel Expense	-	800	88	712	89.0%
Office Expense & Supplies	8,050	8,050	2,067	5,983	74.3%
Food & Kitchen Expenses	115,000	115,000	21,519	93,481	81.3%
Maintenance & Repair	11,300	11,300	926	10,374	91.8%
Professional Services	6,300	6,300	1,585	4,715	74.8%
Other Services & Charges	9,000	9,000	1,198	7,802	86.7%
Other Expenses	4,300	4,300	1,028	3,272	76.1%
Travel	900	900	-	900	100.0%
Total	\$ 1,687,742	\$ 1,687,742	\$ 435,420	\$ 1,252,322	74.2%
3510 District Clerk-Jury Admin					
Salaries	\$ 70,263	\$ 70,263	\$ 20,272	\$ 49,991	71.1%
Salaries Overtime	4,400	4,400	-	4,400	100.0%
Other Salary & Supplements	17,120	17,120	2,618	14,502	84.7%
Employee Benefits	22,632	22,632	7,388	15,244	67.4%
Office Expense & Supplies	127,300	127,300	55,213	72,087	56.6%
Maintenance & Repair	45,359	45,359	45,359	-	0
Professional Services	25,300	25,300	-	25,300	100.0%
Special Personnel Services	640,530	640,530	69,690	570,840	89.1%
Total	\$ 952,904	\$ 952,904	\$ 200,540	\$ 752,364	79.0%

	Original FY 2017/18 Budget	Adjusted FY 2017/18 Budget	Year to Date Expenditures	Available Balance	Percent of Budget Available
3530 District Clerk					
Salaries	\$ 1,903,027	\$ 1,903,027	\$ 545,873	\$ 1,357,154	71.3%
Salaries Overtime	10,000	10,000	59	9,941	99.4%
Other Salary & Supplements	30,440	30,440	6,166	24,274	79.7%
Employee Benefits	840,244	840,244	297,082	543,162	64.6%
Other Personnel Expense	10,260	10,260	3,337	6,923	67.5%
Office Expense & Supplies	117,060	117,060	39,570	77,490	66.2%
Maintenance & Repair	4,000	4,000	145	3,855	96.4%
Professional Services	10,000	10,000	540	9,460	94.6%
Other Services & Charges	500	500	295	205	41.1%
Other Expenses	29,000	29,000	8,243	20,757	71.6%
Travel	10,000	10,000	1,489	8,511	85.1%
Total	\$ 2,964,531	\$ 2,964,531	\$ 902,799	\$ 2,061,732	69.5%
3540 Child Support Division					
3600 Justice of the Peace 1-1					
Salaries	\$ 179,427	\$ 179,427	\$ 54,421	\$ 125,006	69.7%
Salaries Overtime	1,000	1,000	991	9	0.9%
Other Salary & Supplements	3,720	3,720	1,276	2,444	65.7%
Employee Benefits	73,144	73,144	24,618	48,526	66.3%
Other Personnel Expense	3,900	3,900	1,300	2,600	66.7%
Office Expense & Supplies	5,200	5,200	1,723	3,477	66.9%
Telephone & Utilities	700	700	149	551	78.7%
Maintenance & Repair	500	500	-	500	100.0%
Professional Services	725	725	(35)	760	104.8%
Special Personnel Services	400	400	-	400	100.0%
Other Services & Charges	655	655	118	537	81.9%
Other Expenses	9,213	9,213	2,064	7,149	77.6%
Travel	3,500	3,500	-	3,500	100.0%
Total	\$ 282,084	\$ 282,084	\$ 86,624	\$ 195,460	69.3%
3610 Justice of the Peace 1-2					
Salaries	\$ 181,076	\$ 181,076	\$ 55,233	\$ 125,843	69.5%
Salaries Overtime	1,000	1,000	-	1,000	100.0%
Other Salary & Supplements	4,500	4,500	462	4,038	89.7%
Employee Benefits	62,014	62,014	17,424	44,590	71.9%
Other Personnel Expense	3,900	3,900	1,300	2,600	66.7%
Office Expense & Supplies	8,300	8,300	2,104	6,196	74.6%
Telephone & Utilities	1,000	1,000	149	851	85.1%
Maintenance & Repair	500	500	-	500	100.0%
Professional Services	600	600	-	600	100.0%
Special Personnel Services	300	300	-	300	100.0%
Other Services & Charges	300	300	-	300	100.0%
Other Expenses	3,470	3,470	1,159	2,311	66.6%
Travel	3,500	3,500	458	3,042	86.9%
Total	\$ 270,460	\$ 270,460	\$ 78,288	\$ 192,172	71.1%

	Original FY 2017/18 Budget	Adjusted FY 2017/18 Budget	Year to Date Expenditures	Available Balance	Percent of Budget Available
3613 Justice of the Peace 1-3					
Salaries	\$ 156,158	\$ 156,158	\$ 48,061	\$ 108,097	69.2%
Salaries Overtime	1,000	1,000	102	898	89.8%
Other Salary & Supplements	15,800	15,800	4,498	11,302	71.5%
Employee Benefits	65,989	65,989	25,760	40,229	61.0%
Other Personnel Expense	3,900	3,900	1,300	2,600	66.7%
Office Expense & Supplies	4,100	4,100	705	3,395	82.8%
Telephone & Utilities	1,200	1,200	257	943	78.6%
Maintenance & Repair	500	500	-	500	100.0%
Professional Services	1,000	1,000	600	400	40.0%
Special Personnel Services	400	400	-	400	100.0%
Other Services & Charges	300	300	-	300	100.0%
Other Expenses	2,150	2,150	653	1,497	69.6%
Travel	4,000	4,000	1,423	2,577	64.4%
Total	\$ 256,497	\$ 256,497	\$ 83,358	\$ 173,139	67.5%
3621 Justice of the Peace 2-1					
Salaries	\$ 179,858	\$ 179,858	\$ 51,949	\$ 127,909	71.1%
Salaries Overtime	1,000	1,000	26	974	97.4%
Other Salary & Supplements	4,080	4,080	702	3,378	82.8%
Employee Benefits	81,758	81,758	26,736	55,022	67.3%
Other Personnel Expense	3,900	3,900	1,300	2,600	66.7%
Office Expense & Supplies	6,300	6,300	1,326	4,974	79.0%
Telephone & Utilities	2,800	2,800	632	2,168	77.4%
Maintenance & Repair	700	700	81	619	88.4%
Professional Services	1,200	1,200	150	1,050	87.5%
Other Services & Charges	28,505	28,505	6,887	21,618	75.8%
Other Expenses	2,510	2,510	761	1,749	69.7%
Travel	5,000	5,000	255	4,745	94.9%
Total	\$ 317,611	\$ 317,611	\$ 90,805	\$ 226,806	71.4%
3622 Justice of the Peace 2-2					
Salaries	\$ 157,552	\$ 157,552	\$ 48,499	\$ 109,053	69.2%
Salaries Overtime	1,000	1,000	130	870	87.0%
Other Salary & Supplements	15,220	15,220	2,911	12,309	80.9%
Employee Benefits	61,738	61,738	20,800	40,938	66.3%
Other Personnel Expense	3,900	3,900	1,300	2,600	66.7%
Office Expense & Supplies	5,300	5,300	1,353	3,947	74.5%
Telephone & Utilities	720	720	149	571	79.3%
Maintenance & Repair	500	500	-	500	100.0%
Professional Services	600	750	750	-	0
Special Personnel Services	300	300	-	300	100.0%
Other Services & Charges	200	200	12	188	94.0%
Other Expenses	3,200	3,200	698	2,502	78.2%
Travel	4,000	3,850	2,143	1,707	44.3%
Total	\$ 254,230	\$ 254,230	\$ 78,745	\$ 175,485	69.0%
3630 Justice of the Peace 3					
Salaries	\$ 123,781	\$ 123,781	\$ 38,227	\$ 85,554	69.1%
Other Salary & Supplements	7,200	7,200	369	6,831	94.9%
Employee Benefits	73,707	73,707	25,227	48,480	65.8%
Other Personnel Expense	3,900	3,900	1,300	2,600	66.7%
Office Expense & Supplies	2,850	2,850	509	2,341	82.1%
Telephone & Utilities	-	-	155	(155)	0
Maintenance & Repair	700	700	-	700	100.0%
Professional Services	1,900	1,900	730	1,170	61.6%
Other Services & Charges	300	300	-	300	100.0%
Other Expenses	2,226	2,226	698	1,528	68.6%
Travel	4,000	4,000	2,098	1,902	47.5%
Total	\$ 220,564	\$ 220,564	\$ 69,315	\$ 151,249	68.6%

	Original FY 2017/18 Budget	Adjusted FY 2017/18 Budget	Year to Date Expenditures	Available Balance	Percent of Budget Available
3640 Justice of the Peace 4					
Salaries	\$ 126,747	\$ 126,747	\$ 38,834	\$ 87,913	69.4%
Salaries Overtime	-	100	64	36	35.5%
Other Salary & Supplements	-	-	115	(115)	0
Employee Benefits	54,105	54,105	16,802	37,303	68.9%
Other Personnel Expense	3,900	3,900	1,300	2,600	66.7%
Office Expense & Supplies	2,600	2,600	476	2,124	81.7%
Maintenance & Repair	300	300	-	300	100.0%
Professional Services	500	500	-	500	100.0%
Special Personnel Services	500	500	-	500	100.0%
Other Services & Charges	300	300	52	248	82.7%
Other Expenses	2,207	2,207	655	1,552	70.3%
Travel	2,500	2,400	-	2,400	100.0%
Total	\$ 193,659	\$ 193,659	\$ 58,299	\$ 135,360	69.9%
3650 Justice of the Peace 5-1					
Salaries	\$ 160,110	\$ 160,110	\$ 49,039	\$ 111,071	69.4%
Salaries Overtime	500	500	-	500	100.0%
Other Salary & Supplements	11,000	11,000	923	10,077	91.6%
Employee Benefits	74,134	74,134	23,938	50,196	67.7%
Other Personnel Expense	3,900	3,900	1,300	2,600	66.7%
Office Expense & Supplies	5,600	5,600	1,941	3,659	65.3%
Maintenance & Repair	500	500	-	500	100.0%
Professional Services	1,000	1,000	300	700	70.0%
Special Personnel Services	225	225	-	225	100.0%
Other Services & Charges	500	500	108	392	78.3%
Other Expenses	2,509	2,509	841	1,668	66.5%
Travel	3,300	3,300	463	2,837	86.0%
Total	\$ 263,278	\$ 263,278	\$ 78,853	\$ 184,425	70.0%
3655 Justice of the Peace 5-2					
Salaries	\$ 128,556	\$ 128,556	\$ 39,981	\$ 88,575	68.9%
Other Salary & Supplements	1,320	1,320	406	914	69.2%
Employee Benefits	58,969	58,969	20,667	38,302	65.0%
Other Personnel Expense	3,900	3,900	1,300	2,600	66.7%
Office Expense & Supplies	1,500	1,500	389	1,111	74.1%
Maintenance & Repair	250	400	-	400	100.0%
Professional Services	500	350	150	200	57.1%
Other Services & Charges	100	100	-	100	100.0%
Other Expenses	1,300	1,300	285	1,015	78.1%
Travel	4,200	4,200	627	3,573	85.1%
Total	\$ 200,595	\$ 200,595	\$ 63,804	\$ 136,791	68.2%
3890 Medical Examiner					
Salaries	\$ 751,608	\$ 751,608	\$ 226,586	\$ 525,022	69.9%
Salaries Overtime	10,000	10,000	3,605	6,395	64.0%
Other Salary & Supplements	133,000	133,000	32,078	100,922	75.9%
Employee Benefits	258,444	258,444	77,439	181,005	70.0%
Other Personnel Expense	13,640	13,640	4,197	9,443	69.2%
Office Expense & Supplies	18,300	18,300	5,950	12,350	67.5%
Telephone & Utilities	2,148	2,148	456	1,692	78.8%
Maintenance & Repair	10,300	10,300	134	10,166	98.7%
Professional Services	130,000	130,000	29,164	100,836	77.6%
Other Services & Charges	140,172	140,172	52,910	87,262	62.3%
Other Expenses	5,000	5,000	2,391	2,609	52.2%
Travel	8,000	8,000	1,499	6,501	81.3%
Total	\$ 1,480,612	\$ 1,480,612	\$ 436,409	\$ 1,044,203	70.5%
Total Administration of Justice	\$ 22,909,004	\$ 22,909,004	\$ 6,449,186	\$ 16,459,818	71.8%

	Original FY 2017/18 Budget	Adjusted FY 2017/18 Budget	Year to Date Expenditures	Available Balance	Percent of Budget Available
Law Enforcement & Corrections					
3520 District Attorney					
Salaries	\$ 3,381,540	\$ 3,381,540	\$ 943,174	\$ 2,438,366	72.1%
Salaries Overtime	5,500	5,500	620	4,880	88.7%
Other Salary & Supplements	105,371	127,315	39,165	88,150	69.2%
Employee Benefits	1,243,126	1,243,126	394,785	848,341	68.2%
Other Personnel Expense	19,805	19,805	7,248	12,557	63.4%
Office Expense & Supplies	89,000	82,000	20,464	61,536	75.0%
Telephone & Utilities	3,600	3,600	579	3,021	83.9%
Maintenance & Repair	24,536	20,536	2,752	17,784	86.6%
Professional Services	65,315	62,315	11,081	51,234	82.2%
Special Personnel Services	20,000	20,000	235	19,765	98.8%
Other Services & Charges	24,859	21,915	5,591	16,324	74.5%
Other Expenses	48,218	43,218	13,775	29,443	68.1%
Travel	27,000	27,000	13,014	13,986	51.8%
Total	\$ 5,057,870	\$ 5,057,870	\$ 1,452,483	\$ 3,605,387	71.3%
3700 County Sheriff					
Salaries	\$ 2,701,305	\$ 2,701,305	\$ 792,921	\$ 1,908,384	70.6%
Salaries Overtime	95,000	95,000	48,133	46,867	49.3%
Other Salary & Supplements	118,319	118,319	52,306	66,013	55.8%
Employee Benefits	1,213,197	1,213,197	426,056	787,141	64.9%
Other Personnel Expense	-	500	56	444	88.9%
Office Expense & Supplies	49,000	49,000	15,269	33,731	68.8%
Telephone & Utilities	79,119	79,119	18,402	60,717	76.7%
Maintenance & Repair	391,752	391,752	81,211	310,541	79.3%
Professional Services	31,500	31,500	6,763	24,738	78.5%
Special Personnel Services	7,000	7,000	-	7,000	100.0%
Other Services & Charges	1,428,324	1,443,999	1,218,471	225,528	15.6%
Other Expenses	29,960	29,960	10,269	19,691	65.7%
Travel	8,500	8,500	1,404	7,096	83.5%
Total	\$ 6,152,976	\$ 6,169,151	\$ 2,671,262	\$ 3,497,889	56.7%
3710 ID Jail Division					
Salaries	\$ 508,471	\$ 508,471	\$ 129,352	\$ 379,119	74.6%
Salaries Overtime	25,000	25,000	17,148	7,852	31.4%
Other Salary & Supplements	7,560	7,560	10,785	(3,225)	-42.7%
Employee Benefits	230,245	230,245	74,727	155,518	67.5%
Office Expense & Supplies	20,000	20,000	4,263	15,737	78.7%
Maintenance & Repair	52,500	52,500	22	52,478	100.0%
Professional Services	500	500	-	500	100.0%
Other Services & Charges	500	500	-	500	100.0%
Other Expenses	4,664	4,664	1,583	3,081	66.1%
Travel	700	700	-	700	100.0%
Total	\$ 850,140	\$ 850,140	\$ 237,879	\$ 612,261	72.0%

		Original FY 2017/18 Budget	Adjusted FY 2017/18 Budget	Year to Date Expenditures	Available Balance	Percent of Budget Available
3720	Jail					
	Salaries	\$ 8,294,532	\$ 8,294,532	\$ 2,235,078	\$ 6,059,454	73.1%
	Salaries Overtime	992,000	992,000	568,680	423,320	42.7%
	Other Salary & Supplements	232,271	232,271	92,331	139,940	60.2%
	Employee Benefits	3,824,387	3,824,387	1,354,425	2,469,962	64.6%
	Other Personnel Expense	-	5,000	2,291	2,709	54.2%
	Office Expense & Supplies	171,000	171,000	58,743	112,257	65.6%
	Food & Kitchen Expenses	1,430,000	1,430,000	361,600	1,068,400	74.7%
	Telephone & Utilities	500	500	947	(447)	-89.4%
	Maintenance & Repair	127,000	127,000	31,484	95,516	75.2%
	Professional Services	6,000	6,000	125	5,875	97.9%
	Special Personnel Services	8,000	8,000	-	8,000	100.0%
	Reserve Appropriations	50,000	50,000	-	50,000	100.0%
	Other Services & Charges	191,793	186,793	36,982	149,811	80.2%
	Other Expenses	22,252	22,252	7,796	14,456	65.0%
	Travel	1,800	1,800	715	1,085	60.3%
	Total	\$ 15,351,535	\$ 15,351,535	\$ 4,751,196	\$ 10,600,339	69.1%
3810	Constable 1					
	Salaries	\$ 466,083	\$ 466,083	\$ 135,303	\$ 330,780	71.0%
	Other Salary & Supplements	28,878	28,878	7,678	21,200	73.4%
	Employee Benefits	202,547	202,547	78,243	124,304	61.4%
	Other Personnel Expense	7,020	7,020	2,340	4,680	66.7%
	Office Expense & Supplies	5,400	5,400	982	4,418	81.8%
	Telephone & Utilities	1,550	1,550	372	1,178	76.0%
	Maintenance & Repair	61,000	61,000	17,169	43,831	71.9%
	Professional Services	1,000	1,000	-	1,000	100.0%
	Other Services & Charges	10,418	10,418	2,980	7,439	71.4%
	Other Expenses	2,279	2,279	670	1,609	70.6%
	Travel	1,800	1,800	-	1,800	100.0%
	Total	\$ 787,975	\$ 787,975	\$ 245,736	\$ 542,239	68.8%
3820	Constable 2					
	Salaries	\$ 421,540	\$ 421,540	\$ 124,884	\$ 296,656	70.4%
	Other Salary & Supplements	25,321	25,321	7,988	17,333	68.5%
	Employee Benefits	198,932	198,932	69,588	129,344	65.0%
	Other Personnel Expense	7,020	7,020	2,340	4,680	66.7%
	Office Expense & Supplies	6,100	6,100	1,246	4,854	79.6%
	Telephone & Utilities	1,950	1,950	472	1,478	75.8%
	Maintenance & Repair	57,338	57,338	11,455	45,883	80.0%
	Professional Services	1,930	1,930	110	1,820	94.3%
	Other Services & Charges	9,470	9,470	1,704	7,766	82.0%
	Other Expenses	1,989	1,989	606	1,383	69.6%
	Travel	2,000	2,000	-	2,000	100.0%
	Total	\$ 733,590	\$ 733,590	\$ 220,391	\$ 513,199	70.0%
3830	Constable 3					
	Salaries	\$ 275,633	\$ 275,633	\$ 82,894	\$ 192,739	69.9%
	Salaries Overtime	9,500	9,500	-	9,500	100.0%
	Other Salary & Supplements	10,840	10,840	3,582	7,258	67.0%
	Employee Benefits	131,613	131,613	44,010	87,603	66.6%
	Other Personnel Expense	7,020	7,020	2,340	4,680	66.7%
	Office Expense & Supplies	3,300	3,300	800	2,500	75.7%
	Telephone & Utilities	1,910	1,910	298	1,612	84.4%
	Maintenance & Repair	52,575	52,575	6,168	46,407	88.3%
	Professional Services	1,000	1,000	-	1,000	100.0%
	Other Services & Charges	6,614	6,614	1,274	5,340	80.7%
	Other Expenses	2,011	2,011	615	1,396	69.4%
	Travel	1,100	1,100	-	1,100	100.0%
	Total	\$ 503,116	\$ 503,116	\$ 141,982	\$ 361,134	71.8%

	Original FY 2017/18 Budget	Adjusted FY 2017/18 Budget	Year to Date Expenditures	Available Balance	Percent of Budget Available
3840 Constable 4					
Salaries	\$ 350,691	\$ 350,691	\$ 104,095	\$ 246,596	70.3%
Salaries Overtime	4,000	4,000	6,944	(2,944)	-73.6%
Other Salary & Supplements	15,000	15,000	5,666	9,334	62.2%
Employee Benefits	151,016	151,016	58,152	92,864	61.5%
Other Personnel Expense	7,020	7,020	2,340	4,680	66.7%
Office Expense & Supplies	2,200	2,200	290	1,910	86.8%
Food & Kitchen Expenses	1,000	1,000	-	1,000	100.0%
Telephone & Utilities	1,100	1,100	381	719	65.4%
Maintenance & Repair	54,700	54,700	6,454	48,246	88.2%
Professional Services	500	900	840	60	6.7%
Other Services & Charges	5,437	5,437	988	4,450	81.8%
Other Expenses	1,971	1,971	595	1,376	69.8%
Travel	1,000	600	-	600	100.0%
Total	\$ 595,635	\$ 595,635	\$ 186,745	\$ 408,890	68.6%
3850 Constable 5					
Salaries	\$ 568,168	\$ 568,168	\$ 167,517	\$ 400,652	70.5%
Salaries Overtime	3,500	3,500	-	3,500	100.0%
Other Salary & Supplements	31,500	31,500	10,620	20,880	66.3%
Employee Benefits	250,177	250,177	87,682	162,495	65.0%
Office Expense & Supplies	6,200	6,200	1,807	4,393	70.9%
Food & Kitchen Expenses	-	-	219	(219)	0
Telephone & Utilities	3,600	3,600	701	2,899	80.5%
Maintenance & Repair	91,980	91,980	20,688	71,292	77.5%
Professional Services	800	800	715	85	10.6%
Other Services & Charges	27,196	27,196	1,718	25,478	93.7%
Other Expenses	3,249	3,249	930	2,319	71.4%
Travel	5,700	5,700	1,072	4,628	81.2%
Total	\$ 992,070	\$ 992,070	\$ 293,668	\$ 698,402	70.4%
Total Law Enforcement & Corrections	\$ 31,024,907	\$ 31,041,082	\$ 10,201,342	\$ 20,839,740	67.1%
Social Services					
4110 Social Services-Administration					
Salaries	\$ 696,259	\$ 696,259	\$ 189,838	\$ 506,421	72.7%
Other Salary & Supplements	6,060	6,060	1,643	4,417	72.9%
Employee Benefits	280,603	280,603	85,297	195,306	69.6%
Other Personnel Expense	14,401	14,401	4,874	9,527	66.2%
Office Expense & Supplies	11,100	9,700	1,284	8,416	86.8%
Telephone & Utilities	700	700	149	551	78.7%
Maintenance & Repair	1,000	1,000	-	1,000	100.0%
Professional Services	25,575	25,575	36	25,539	99.9%
Special Personnel Services	-	1,000	248	753	75.3%
Other Services & Charges	36,340	37,040	15,235	21,805	58.9%
Other Expenses	10,572	10,572	2,664	7,908	74.8%
Travel	1,100	800	-	800	100.0%
Total	\$ 1,083,710	\$ 1,083,710	\$ 301,267	\$ 782,443	72.2%
4120 Direct Social Services					
Food & Kitchen Expenses	\$ 77,307	\$ 77,307	\$ 6,952	\$ 70,355	91.0%
Telephone & Utilities	140,000	140,000	64,069	75,931	54.2%
Other Services & Charges	364,000	364,000	95,614	268,386	73.7%
Total	\$ 581,307	\$ 581,307	\$ 166,635	\$ 414,672	71.3%

	Original FY 2017/18 Budget	Adjusted FY 2017/18 Budget	Year to Date Expenditures	Available Balance	Percent of Budget Available
4130 Children Protective Services					
Salaries	\$ 29,723	\$ 29,723	\$ 8,579	\$ 21,144	71.1%
Employee Benefits	14,015	14,015	4,674	9,341	66.6%
Office Expense & Supplies	3,720	3,720	148	3,572	96.0%
Maintenance & Repair	500	500	-	500	100.0%
Professional Services	400	400	-	400	100.0%
Other Services & Charges	56,600	56,600	10,674	45,926	81.1%
Travel	2,000	2,000	-	2,000	100.0%
Total	\$ 106,958	\$ 106,958	\$ 24,075	\$ 82,883	77.5%
4190 Senior Community Services					
Salaries	\$ 472,483	\$ 472,483	\$ 137,036	\$ 335,447	71.0%
Salaries Overtime	1,000	1,000	-	1,000	100.0%
Other Salary & Supplements	27,180	27,180	7,205	19,975	73.5%
Employee Benefits	216,036	216,036	79,353	136,683	63.3%
Office Expense & Supplies	7,500	7,500	4,370	3,130	41.7%
Food & Kitchen Expenses	160,000	160,000	48,144	111,856	69.9%
Telephone & Utilities	5,020	5,020	1,179	3,841	76.5%
Maintenance & Repair	45,084	44,784	5,615	39,169	87.5%
Professional Services	1,400	1,400	-	1,400	100.0%
Other Services & Charges	7,118	7,418	2,416	5,003	67.4%
Other Expenses	5,809	5,809	1,825	3,984	68.6%
Travel	450	450	-	450	100.0%
Total	\$ 949,080	\$ 949,080	\$ 287,144	\$ 661,936	69.7%
4195 Hilltop Community Services					
Salaries	\$ 36,712	\$ 36,712	\$ 10,590	\$ 26,122	71.2%
Employee Benefits	15,479	15,479	5,071	10,408	67.2%
Office Expense & Supplies	2,500	2,500	52	2,448	97.9%
Maintenance & Repair	1,000	1,000	-	1,000	100.0%
Professional Services	450	450	-	450	100.0%
Other Expenses	1,991	1,991	554	1,437	72.2%
Total	\$ 58,132	\$ 58,132	\$ 16,267	\$ 41,865	72.0%
4300 Social Mental Services					
Special Personnel Services	\$ 45,000	\$ 45,000	\$ 300	\$ 44,700	99.3%
Other Services & Charges	98,714	98,714	16,999	81,715	82.8%
Total	\$ 143,714	\$ 143,714	\$ 17,299	\$ 126,415	88.0%
Total Social Services	\$ 2,922,901	\$ 2,922,901	\$ 812,687	\$ 2,110,214	72.2%
Health, Safety & Sanitation					
5100 Emergency Services					
Other Services & Charges	\$ 34,800	\$ 34,800	\$ 10,000	\$ 24,800	71.3%
Total	\$ 34,800	\$ 34,800	\$ 10,000	\$ 24,800	71.3%
5105 Emergency Management					
Salaries	\$ 106,663	\$ 106,663	\$ 32,178	\$ 74,485	69.8%
Employee Benefits	30,646	30,646	9,946	20,700	67.5%
Office Expense & Supplies	4,600	4,600	3,300	1,300	28.3%
Telephone & Utilities	8,235	8,235	4,320	3,915	47.5%
Maintenance & Repair	9,000	9,000	939	8,061	89.6%
Professional Services	4,000	4,000	225	3,775	94.4%
Other Services & Charges	39,323	39,323	20,513	18,810	47.8%
Travel	3,000	3,000	636	2,364	78.8%
Total	\$ 205,467	\$ 205,467	\$ 72,057	\$ 133,410	64.9%
5110 Commissioners Diabetes Fund					

	Original FY 2017/18 Budget	Adjusted FY 2017/18 Budget	Year to Date Expenditures	Available Balance	Percent of Budget Available
5200 911 Program					
Salaries	\$ 33,446	\$ 33,446	\$ 9,648	\$ 23,798	71.2%
Other Salary & Supplements	720	720	222	498	69.2%
Employee Benefits	14,942	14,942	4,936	10,006	67.0%
Office Expense & Supplies	600	600	54	546	91.1%
Telephone & Utilities	420	420	-	420	100.0%
Maintenance & Repair	2,260	2,260	-	2,260	100.0%
Professional Services	700	700	-	700	100.0%
Other Services & Charges	543	543	245	298	54.9%
Travel	800	800	-	800	100.0%
Total	\$ 54,431	\$ 54,431	\$ 15,104	\$ 39,327	72.3%
5220 Environmental Enforcement					
Salaries	\$ 73,445	\$ 73,445	\$ 21,186	\$ 52,259	71.2%
Salaries Overtime	1,000	1,000	-	1,000	100.0%
Other Salary & Supplements	660	660	203	457	69.2%
Employee Benefits	24,641	24,641	8,294	16,347	66.3%
Office Expense & Supplies	800	800	283	517	64.6%
Telephone & Utilities	7,741	7,741	1,900	5,841	75.5%
Maintenance & Repair	12,717	12,717	3,015	9,703	76.3%
Professional Services	11,575	11,575	4,874	6,701	57.9%
Other Services & Charges	1,750	1,750	-	1,750	100.0%
Travel	2,700	2,700	1,601	1,099	40.7%
Total	\$ 137,029	\$ 137,029	\$ 41,356	\$ 95,673	69.8%
5330 Animal Control					
Salaries	\$ 193,357	\$ 193,357	\$ 57,074	\$ 136,283	70.5%
Salaries Overtime	6,500	6,500	1,501	4,999	76.9%
Other Salary & Supplements	720	720	406	314	43.6%
Employee Benefits	81,266	81,266	28,091	53,175	65.4%
Office Expense & Supplies	2,600	2,600	650	1,950	75.0%
Food & Kitchen Expenses	2,500	2,500	126	2,374	95.0%
Telephone & Utilities	6,155	6,155	1,001	5,154	83.7%
Maintenance & Repair	34,500	34,500	5,548	28,952	83.9%
Professional Services	1,000	1,000	-	1,000	100.0%
Other Services & Charges	7,760	7,760	2,381	5,379	69.3%
Other Expenses	1,229	1,229	381	848	69.0%
Travel	700	700	-	700	100.0%
Total	\$ 338,287	\$ 338,287	\$ 97,159	\$ 241,128	71.3%
Total Health, Safety & Sanitation	\$ 770,014	\$ 770,014	\$ 235,676	\$ 534,338	69.4%
<u>Agriculture, Educ & Consumer Scs</u>					
6110 Agricultural Extension					
Salaries	\$ 120,931	\$ 120,931	\$ 35,012	\$ 85,919	71.0%
Other Salary & Supplements	54,018	54,018	16,621	37,397	69.2%
Employee Benefits	77,088	77,088	24,135	52,953	68.7%
Office Expense & Supplies	4,900	4,900	80	4,820	98.4%
Telephone & Utilities	2,200	2,200	477	1,723	78.3%
Maintenance & Repair	16,700	16,727	5,490	11,237	67.2%
Professional Services	1,500	1,500	112	1,388	92.5%
Other Services & Charges	6,321	6,321	750	5,571	88.1%
Other Expenses	6,531	6,531	1,878	4,653	71.2%
Travel	13,000	12,973	3,830	9,143	70.5%
Total	\$ 303,189	\$ 303,189	\$ 88,386	\$ 214,803	70.8%

	Original FY 2017/18 Budget	Adjusted FY 2017/18 Budget	Year to Date Expenditures	Available Balance	Percent of Budget Available
6210 Family & Consumer Sciences					
Salaries	\$ 29,724	\$ 29,724	\$ 8,577	\$ 21,147	71.1%
Other Salary & Supplements	20,973	20,973	6,453	14,520	69.2%
Employee Benefits	18,212	18,212	5,251	12,961	71.2%
Office Expense & Supplies	3,300	3,300	112	3,188	96.6%
Food & Kitchen Expenses	300	300	-	300	100.0%
Telephone & Utilities	2,700	2,700	525	2,175	80.6%
Maintenance & Repair	6,120	6,120	849	5,271	86.1%
Professional Services	1,000	1,000	52	948	94.8%
Other Services & Charges	823	823	249	574	69.8%
Other Expenses	6,531	6,531	1,878	4,653	71.2%
Travel	3,000	3,000	1,052	1,948	64.9%
Total	\$ 92,683	\$ 92,683	\$ 24,998	\$ 67,685	73.0%
6310 County Library					
Salaries	\$ 262,964	\$ 262,964	\$ 77,233	\$ 185,731	70.6%
Other Salary & Supplements	48,000	48,000	13,800	34,200	71.3%
Employee Benefits	118,277	118,277	42,015	76,262	64.5%
Other Personnel Expense	17,500	17,500	3,778	13,722	78.4%
Office Expense & Supplies	24,500	18,000	4,176	13,824	76.8%
Maintenance & Repair	4,000	7,500	564	6,936	92.5%
Professional Services	21,000	26,700	1,317	25,384	95.1%
Other Services & Charges	64,950	59,750	22,026	37,724	63.1%
Other Expenses	3,336	3,336	702	2,634	79.0%
Travel	4,000	6,500	3,033	3,467	53.3%
Total	\$ 568,527	\$ 568,527	\$ 168,643	\$ 399,884	70.3%
Total Agriculture, Educ & Consumer Scs	<u>\$ 964,399</u>	<u>\$ 964,399</u>	<u>\$ 282,027</u>	<u>\$ 682,372</u>	70.8%
Capital Outlay					
1900 Capital Outlay					
Office Expense & Supplies	\$ 136,500	\$ 136,500	\$ 12,153	\$ 124,347	91.1%
Maintenance & Repair	-	81,867	595	81,272	99.3%
Capital Outlay	933,500	851,633	10,699	840,934	98.7%
Total	\$ 1,070,000	\$ 1,070,000	\$ 23,447	\$ 1,046,553	97.8%
Total Capital Outlay	<u>\$ 1,070,000</u>	<u>\$ 1,070,000</u>	<u>\$ 23,447</u>	<u>\$ 1,046,553</u>	97.8%
Transfers					
9110 Transfers					
Operating Transfers-Out	\$ 9,162,199	\$ 9,162,199	\$ 1,449,940	\$ 7,712,259	84.2%
Total	\$ 9,162,199	\$ 9,162,199	\$ 1,449,940	\$ 7,712,259	84.2%
Total Transfers	<u>\$ 9,162,199</u>	<u>\$ 9,162,199</u>	<u>\$ 1,449,940</u>	<u>\$ 7,712,259</u>	84.2%
Total General Fund	<u>\$ 97,975,165</u>	<u>\$ 97,975,165</u>	<u>\$ 26,211,581</u>	<u>\$ 71,763,584</u>	73.2%

Nueces County, Texas
Statement of Expenditures Budget to Actual
For the Four Months Ended January 31, 2018

	Original FY 2017/18 Budget	Adjusted FY 2017/18 Budget	Year to Date Expenditures	Available Balance	Percent of Budget Available
<u>Road Fund</u>					
<u>Roads, Bridges & Transportation</u>					
0120 Road & Bridge Fund					
Salaries	\$ 2,509,395	\$ 2,509,395	\$ 614,350	\$ 1,895,045	75.5%
Salaries Overtime	50,000	50,000	5,950	44,050	88.1%
Other Salary & Supplements	31,140	31,140	9,660	21,480	69.0%
Employee Benefits	1,142,069	1,142,069	369,215	772,854	67.7%
Other Personnel Expense	10,688	10,688	3,289	7,399	69.2%
Office Expense & Supplies	16,686	16,686	7,263	9,423	56.5%
Telephone & Utilities	111,632	111,632	19,937	91,695	82.1%
Maintenance & Repair	3,464,000	3,464,000	1,318,767	2,145,233	61.9%
Professional Services	70,000	70,000	12,719	57,281	81.8%
Reserve Appropriations	1,000,000	1,000,000	-	1,000,000	100.0%
Other Services & Charges	96,648	96,648	21,461	75,187	77.8%
Other Expenses	9,800	9,800	3,043	6,757	68.9%
Travel	6,000	6,000	1,891	4,109	68.5%
Capital Outlay	633,770	633,770	491,380	142,390	22.5%
Operating Transfers-Out	16,080	16,080	-	16,080	100.0%
Total	<u>\$ 9,167,908</u>	<u>\$ 9,167,908</u>	<u>\$ 2,878,925</u>	<u>\$ 6,288,983</u>	<u>68.6%</u>
0121 Engineering					
Salaries	\$ 458,702	\$ 458,702	\$ 128,131	\$ 330,571	72.1%
Salaries Overtime	1,000	1,000	-	1,000	100.0%
Other Salary & Supplements	2,910	2,910	969	1,941	66.7%
Employee Benefits	162,872	162,872	51,176	111,696	68.6%
Other Personnel Expense	13,800	13,800	4,246	9,554	69.2%
Office Expense & Supplies	8,050	8,050	58	7,992	99.3%
Maintenance & Repair	7,000	7,000	1,122	5,878	84.0%
Professional Services	30,420	30,420	1,500	28,920	95.1%
Other Services & Charges	12,423	12,423	10,719	1,704	13.7%
Travel	4,000	4,000	-	4,000	100.0%
Capital Outlay	7,500	7,500	-	7,500	100.0%
Total	<u>\$ 708,677</u>	<u>\$ 708,677</u>	<u>\$ 197,922</u>	<u>\$ 510,755</u>	<u>72.1%</u>
0123 Road Right of Way					
Professional Services	\$ -	\$ 5,200	\$ -	\$ 5,200	100.0%
Other Services & Charges	131,982	126,782	-	126,782	100.0%
Total	<u>\$ 131,982</u>	<u>\$ 131,982</u>	<u>\$ -</u>	<u>\$ 131,982</u>	<u>100.0%</u>
Total Roads, Bridges & Transportation	<u><u>\$ 10,008,567</u></u>	<u><u>\$ 10,008,567</u></u>	<u><u>\$ 3,076,847</u></u>	<u><u>\$ 6,931,720</u></u>	<u>69.3%</u>
Total Road Fund	<u><u>\$ 10,008,567</u></u>	<u><u>\$ 10,008,567</u></u>	<u><u>\$ 3,076,847</u></u>	<u><u>\$ 6,931,720</u></u>	<u>69.3%</u>

Nueces County, Texas
Statement of Expenditures Budget to Actual
For the Four Months Ended January 31, 2018

	Original FY 2017/18 Budget	Adjusted FY 2017/18 Budget	Year to Date Expenditures	Available Balance	Percent of Budget Available
<u>Stadium/Fairgrounds Fund</u>					
<u>Parks & Recreation</u>					
0140 County Stadium					
Office Expense & Supplies	\$ 5,000	\$ 5,000	\$ -	\$ 5,000	100.0%
Telephone & Utilities	139,200	139,200	13,721	125,479	90.1%
Maintenance & Repair	60,000	60,000	6,875	53,125	88.5%
Reserve Appropriations	50,000	50,000	-	50,000	100.0%
Other Services & Charges	15,986	15,986	5,329	10,657	66.7%
Capital Outlay	23,000	23,000	-	23,000	100.0%
Operating Transfers-Out	25,000	25,000	-	25,000	100.0%
Total	<u>\$ 318,186</u>	<u>\$ 318,186</u>	<u>\$ 25,925</u>	<u>\$ 292,261</u>	91.9%
0141 Fairgrounds and Showbarn					
Office Expense & Supplies	\$ -	\$ 13,112	\$ -	\$ 13,112	100.0%
Telephone & Utilities	4,000	4,000	4,368	(368)	-9.2%
Maintenance & Repair	38,000	73,196	26,496	46,700	63.8%
Professional Services	3,000	3,000	462	2,538	84.6%
Reserve Appropriations	50,000	14,804	-	14,804	100.0%
Other Services & Charges	950,145	950,145	120,484	829,661	87.3%
Other Expenses	5,088	5,088	-	5,088	100.0%
Capital Outlay	65,000	51,888	4,398	47,490	91.5%
Total	<u>\$ 1,115,233</u>	<u>\$ 1,115,233</u>	<u>\$ 156,209</u>	<u>\$ 959,024</u>	86.0%
0142 Fairground - Sale of Assets					
Reserve Appropriations	\$ 1,175,000	\$ 1,175,000	\$ -	\$ 1,175,000	100.0%
Total	<u>\$ 1,175,000</u>	<u>\$ 1,175,000</u>	<u>\$ -</u>	<u>\$ 1,175,000</u>	100.0%
Total Parks & Recreation	<u><u>\$ 2,608,419</u></u>	<u><u>\$ 2,608,419</u></u>	<u><u>\$ 182,134</u></u>	<u><u>\$ 2,426,285</u></u>	93.0%
Total Stadium/Fairgrounds Fund	<u><u>\$ 2,608,419</u></u>	<u><u>\$ 2,608,419</u></u>	<u><u>\$ 182,134</u></u>	<u><u>\$ 2,426,285</u></u>	93.0%

Nueces County, Texas
Statement of Expenditures Budget to Actual
For the Four Months Ended January 31, 2018

	Original FY 2017/18 Budget	Adjusted FY 2017/18 Budget	Year to Date Expenditures	Available Balance	Percent of Budget Available
<u>Law Library Fund</u>					
<u>Administration of Justice</u>					
0150 Law Library Fund					
Salaries	\$ 67,392	\$ 67,392	\$ 20,295	\$ 47,097	69.9%
Other Salary & Supplements	1,800	1,800	554	1,246	69.2%
Employee Benefits	30,154	30,154	10,142	20,012	66.4%
Office Expense & Supplies	1,100	1,100	83	1,017	92.5%
Professional Services	38,687	38,687	6,230	32,457	83.9%
Reserve Appropriations	10,000	10,000	-	10,000	100.0%
Other Services & Charges	71,000	71,000	12,907	58,093	81.8%
Other Expenses	4,155	4,155	1,235	2,920	70.3%
Travel	800	800	-	800	100.0%
Capital Outlay	2,000	2,000	-	2,000	100.0%
Total	<u>\$ 227,088</u>	<u>\$ 227,088</u>	<u>\$ 51,445</u>	<u>\$ 175,643</u>	77.3%
Total Administration of Justice	<u><u>\$ 227,088</u></u>	<u><u>\$ 227,088</u></u>	<u><u>\$ 51,445</u></u>	<u><u>\$ 175,643</u></u>	77.3%
Total Law Library Fund	<u><u>\$ 227,088</u></u>	<u><u>\$ 227,088</u></u>	<u><u>\$ 51,445</u></u>	<u><u>\$ 175,643</u></u>	77.3%

Nueces County, Texas
Statement of Expenditures Budget to Actual
For the Four Months Ended January 31, 2018

	Original FY 2017/18 Budget	Adjusted FY 2017/18 Budget	Year to Date Expenditures	Available Balance	Percent of Budget Available
<u>Airport Fund</u>					
<u>Roads, Bridges & Transportation</u>					
0160 Airport Fund Administration					
Salaries	\$ 40,394	\$ 40,394	\$ 12,429	\$ 27,965	69.2%
Employee Benefits	16,932	16,932	6,373	10,559	62.4%
Office Expense & Supplies	1,500	1,500	101	1,399	93.2%
Telephone & Utilities	23,248	23,248	3,435	19,813	85.2%
Maintenance & Repair	32,100	32,100	7,104	24,996	77.9%
Professional Services	11,960	11,960	3,631	8,329	69.6%
Reserve Appropriations	34,364	34,364	-	34,364	100.0%
Other Services & Charges	8,074	8,074	3,910	4,164	51.6%
Other Expenses	1,531	1,531	509	1,022	66.8%
Travel	2,000	2,000	-	2,000	100.0%
Operating Transfers-Out	50,000	50,000	-	50,000	100.0%
Total	\$ 222,103	\$ 222,103	\$ 37,491	\$ 184,612	83.1%
Total Roads, Bridges & Transportation	\$ 222,103	\$ 222,103	\$ 37,491	\$ 184,612	83.1%
Total Airport Fund	\$ 222,103	\$ 222,103	\$ 37,491	\$ 184,612	83.1%

Nueces County, Texas
Statement of Expenditures Budget to Actual
For the Four Months Ended January 31, 2018

	Original FY 2017/18 Budget	Adjusted FY 2017/18 Budget	Year to Date Expenditures	Available Balance	Percent of Budget Available
<u>Inland Parks Fund</u>					
<u>Parks & Recreation</u>					
0170 Inland Park Fund					
Salaries	\$ 702,250	\$ 702,250	\$ 194,091	\$ 508,159	72.4%
Salaries Overtime	7,000	7,000	58	6,942	99.2%
Other Salary & Supplements	11,700	11,700	2,806	8,894	76.0%
Employee Benefits	367,549	367,549	123,346	244,203	66.4%
Office Expense & Supplies	8,551	8,551	5,287	3,264	38.2%
Telephone & Utilities	196,020	196,020	40,021	155,999	79.6%
Maintenance & Repair	260,000	242,000	93,977	148,023	61.2%
Professional Services	5,000	8,000	6,000	2,000	25.0%
Other Services & Charges	47,264	62,264	12,380	49,884	80.1%
Other Expenses	1,200	1,200	381	819	68.3%
Travel	500	500	-	500	100.0%
Capital Outlay	155,000	155,000	23,806	131,194	84.6%
Total	<u>\$ 1,762,034</u>	<u>\$ 1,762,034</u>	<u>\$ 502,154</u>	<u>\$ 1,259,880</u>	71.5%
Total Parks & Recreation	<u><u>\$ 1,762,034</u></u>	<u><u>\$ 1,762,034</u></u>	<u><u>\$ 502,154</u></u>	<u><u>\$ 1,259,880</u></u>	71.5%
Total Inland Parks Fund	<u><u>\$ 1,762,034</u></u>	<u><u>\$ 1,762,034</u></u>	<u><u>\$ 502,154</u></u>	<u><u>\$ 1,259,880</u></u>	71.5%

Nueces County, Texas
Statement of Expenditures Budget to Actual
For the Four Months Ended January 31, 2018

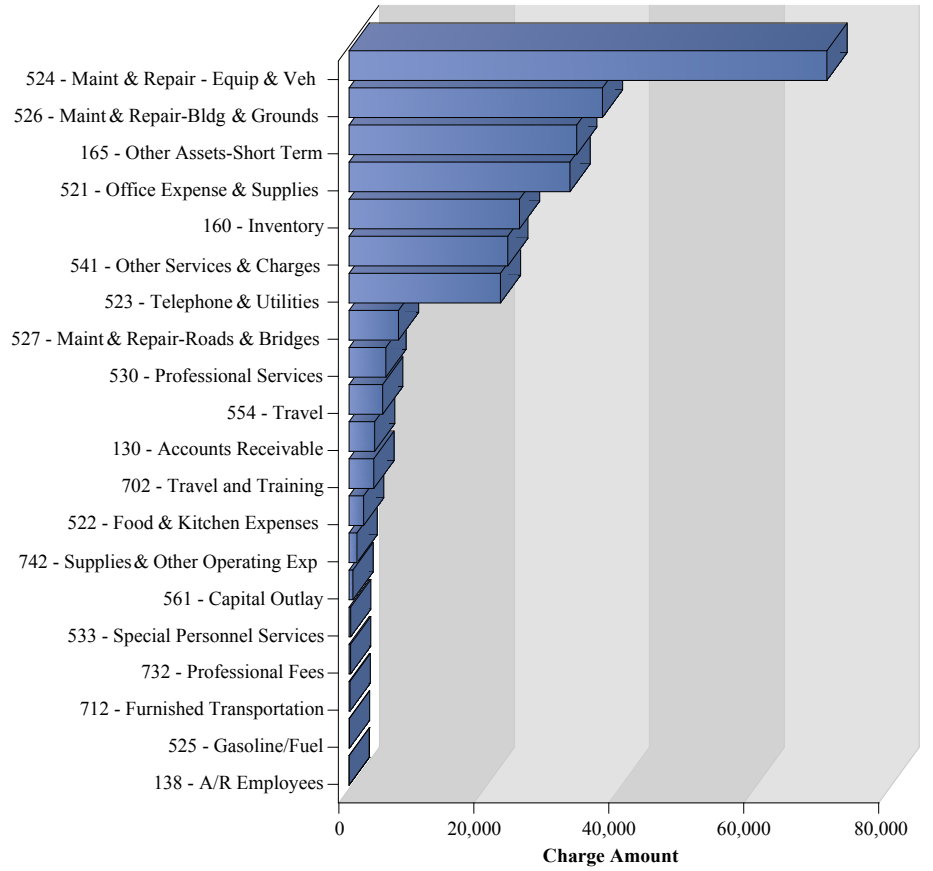
	Original FY 2017/18 Budget	Adjusted FY 2017/18 Budget	Year to Date Expenditures	Available Balance	Percent of Budget Available
<u>Coastal Parks Fund</u>					
<u>Parks & Recreation</u>					
0180 Coastal Parks Department					
Salaries	\$ 722,134	\$ 722,134	\$ 188,554	\$ 533,580	73.9%
Salaries Overtime	30,000	30,000	5,436	24,564	81.9%
Other Salary & Supplements	45,760	45,760	7,368	38,392	83.9%
Employee Benefits	328,232	328,232	104,336	223,896	68.2%
Other Personnel Expense	6,480	6,480	1,994	4,486	69.2%
Office Expense & Supplies	22,300	22,300	4,609	17,691	79.3%
Telephone & Utilities	581,000	581,000	97,594	483,406	83.2%
Maintenance & Repair	262,428	262,428	38,581	223,847	85.3%
Professional Services	70,000	70,000	1,596	68,404	97.7%
Special Personnel Services	4,900	4,900	-	4,900	100.0%
Other Services & Charges	359,477	359,477	73,368	286,109	79.6%
Other Expenses	122,671	122,671	16,530	106,141	86.5%
Travel	4,000	4,000	-	4,000	100.0%
Capital Outlay	85,000	85,000	2,650	82,350	96.9%
Total	<u>\$ 2,644,382</u>	<u>\$ 2,644,382</u>	<u>\$ 542,615</u>	<u>\$ 2,101,767</u>	79.5%
0181 Beach Improvement Fund					
Other Salary & Supplements	\$ 40,000	\$ 40,000	\$ -	\$ 40,000	100.0%
Maintenance & Repair	40,000	71,724	6,782	64,942	90.5%
Professional Services	20,000	44,500	14,000	30,500	68.5%
Reserve Appropriations	128,186	71,962	-	71,962	100.0%
Operating Transfers-Out	170,000	170,000	-	170,000	100.0%
Total	<u>\$ 398,186</u>	<u>\$ 398,186</u>	<u>\$ 20,782</u>	<u>\$ 377,404</u>	94.8%
0182 Pier Funds					
Other Salary & Supplements	85,000	85,000	18,062	66,938	78.8%
Employee Benefits	6,825	6,825	1,488	5,337	78.2%
Telephone & Utilities	3,500	3,500	881	2,619	74.8%
Maintenance & Repair	3,500	3,500	-	3,500	100.0%
Other Services & Charges	1,000	1,000	55	945	94.5%
Operating Transfers-Out	220,000	220,000	-	220,000	100.0%
Total	<u>\$ 319,825</u>	<u>\$ 319,825</u>	<u>\$ 20,486</u>	<u>\$ 299,339</u>	93.6%
Total Parks & Recreation	<u><u>\$ 3,362,393</u></u>	<u><u>\$ 3,362,393</u></u>	<u><u>\$ 583,884</u></u>	<u><u>\$ 2,778,509</u></u>	82.6%
Total Coastal Parks Fund	<u><u>\$ 3,362,393</u></u>	<u><u>\$ 3,362,393</u></u>	<u><u>\$ 583,884</u></u>	<u><u>\$ 2,778,509</u></u>	82.6%



**PROCUREMENT CARD
SUMMARY**
(Unaudited)

Nueces County, Texas
PCard Transaction Totals by Budget Category
All Funds
January 2018

	Amount
524 - Maint & Repair - Equip & Veh	70,813
526 - Maint & Repair-Bldg & Grounds	37,547
165 - Other Assets-Short Term	33,733
521 - Office Expense & Supplies	32,731
160 - Inventory	25,256
541 - Other Services & Charges	23,518
523 - Telephone & Utilities	22,427
527 - Maint & Repair-Roads & Bridges	7,321
530 - Professional Services	5,445
554 - Travel	4,974
130 - Accounts Receivable	3,786
702 - Travel and Training	3,661
522 - Food & Kitchen Expenses	2,150
742 - Supplies & Other Operating Exp	1,173
561 - Capital Outlay	565
533 - Special Personnel Services	235
732 - Professional Fees	224
712 - Furnished Transportation	147
525 - Gasoline/Fuel	56
138 - A/R Employees	1
Total	275,765



Nueces County, Texas
PCard Transaction Totals by Budget Category, Key Code
All Funds
January 2018

Budget Category	Key Code	Amount
524 - Maint & Repair - Equip & Veh	5249 - Car Repairs, Supplies & Srvc	26,215.35
	5252 - Heavy Motor Equip & Mach M&R	14,192.48
	5250 - Shop-Oil,Tires,Antifrz,Filters	8,862.87
	5256 - PC Maintenance & Repairs	7,054.64
	5254 - Equip Maint. & Repairs	6,514.79
	5255 - Tools & Supplies	4,494.91
	5257 - Hardware Srvc & Maintenance	1,860.00
	5248 - Car Accessories	1,194.99
	5247 - Car Wash & Cleaning Expense	340.90
	5258 - Radios & Camera Maint & Repair	72.25
	5240 - Maint & Repair-Equip & Vehicle	10.00
		Total
526 - Maint & Repair-Bldg & Grounds	5268 - Parts, Supplies & Misc	20,420.04
	5265 - Mechanical Systems Repairs	14,037.06
	5261 - Buildings-Maintenance & Repair	1,970.11
	5264 - Landscape & Grounds M&R	937.83
	5262 - Janitorial & Misc Supplies	96.97
	5269 - Bldg Supply Chgs & Inv Adj	85.24
		Total
165 - Other Assets-Short Term	1466 - Prepaid Exps - Ikon	20,042.38
	1458 - Prepaid Mobile-cell,pagers	9,336.17
	1660 - Utility Pre-Payments PCard	3,287.83
	1459 - Prepaid Gulf Coast	1,066.91
		Total
521 - Office Expense & Supplies	5211 - Office Expenses & Supplies	24,678.62
	5680 - Non Capital Outlay < \$5000	3,311.48
	5218 - Books, Magzs & Subscriptions	1,980.75
	5213 - PC Software Programs	1,498.71
	5217 - Postage & Fed Express	1,003.58
	5215 - Postage Equipment Rentals	258.00
		Total
160 - Inventory	1500 - Inventory - Supplies	25,255.88
		Total
541 - Other Services & Charges	5449 - Burial/Cremation Expense	5,589.00
	5447 - Membrships,Dues,Certifications	4,882.82
	5414 - Advertisemnts & Public Notices	3,384.70
	5463 - Wearing Apparel Expenses	1,485.97
	5459 - Transportation of Persons	1,477.61

Nueces County, Texas
PCard Transaction Totals by Budget Category, Key Code
All Funds
January 2018

		Amount
541 - Other Services & Charges	5453 - Recreation Supplies	1,400.76
	5437 - Fees & Permits	1,214.10
	5936 - Auto Claims-Ins Deductibles	700.00
	5942 - Notary & Other Bonds	575.85
	5433 - Educational & Demo Supplies	491.01
	5444 - Law Enforcement Supplies	449.57
	5435 - Equipment Rentals	407.80
	5464 - Welfare Assistance-Other	401.06
	5438 - General Operating Supplies	372.67
	5467 - Rent/Mortgage Payment	367.15
	5455 - Services - Other	279.32
	5424 - Books & Subscriptions Inventory	22.93
	5427 - Clinical & Hygienic Supplies	15.68
	Total	23,518.00
523 - Telephone & Utilities	5237 - Utilities - Direct Clients	17,355.79
	5238 - TXU Electric Assistance	2,658.48
	5236 - InterNet Fees-T-1-ISDN	2,035.72
	5231 - Telephone Utility Expense	272.97
	5239 - Tipping & Dump Fees	89.39
	5229 - Content Streaming Services	15.14
	Total	22,427.49
527 - Maint & Repair-Roads & Bridges	5276 - Road Sign Materials	4,030.65
	5273 - Pipe,Culverts & Other Material	2,020.00
	5274 - Parts & Supplies	1,270.28
	Total	7,320.93
530 - Professional Services	5302 - Education Registration Fees	3,866.75
	5311 - Software Srvc & Maintenance	839.86
	5319 - Counseling & Testing	390.00
	5304 - Prescription Drugs	343.00
	5312 - General Contractor-Cap Project	5.20
	Total	5,444.81
554 - Travel	5542 - Travel, Food & Lodging	4,628.47
	5540 - Travel Expenses	346.00
	Total	4,974.47
130 - Accounts Receivable	1439 - Accounts Rec. Witness Expense	2,289.80
	1410 - Accts Rec-Component Units	990.59
	1472 - Charge Customer A/R	505.59
	Total	3,785.98
702 - Travel and Training	7023 - Lodging	3,505.06

Nueces County, Texas
PCard Transaction Totals by Budget Category, Key Code
All Funds
January 2018

		Amount
702 - Travel and Training	7024 - Ground Transportation	155.88
	Total	3,660.94
522 - Food & Kitchen Expenses	5221 - Food & Edible Items	1,687.10
	5222 - Food for Animals	438.92
	5220 - Food & Kitchen Expenses	24.37
	Total	2,150.39
742 - Supplies & Other Operating Exp	7421 - Office Expense & Supplies	718.78
	7439 - Educational & Demo Material	239.18
	7422 - Data Processing Supplies	214.84
	Total	1,172.80
561 - Capital Outlay	5686 - IT Fixed Asset Exception Items	565.13
	Total	565.13
533 - Special Personnel Services	5349 - Prosecution Costs-Other	234.75
	Total	234.75
732 - Professional Fees	7328 - Memberships & Dues	224.00
	Total	224.00
712 - Furnished Transportation	7126 - Misc Repairs, Parts & Supplies	84.75
	7127 - Motor Vehicle Passenger	62.65
	Total	147.40
525 - Gasoline/Fuel	5241 - Gasoline-Credit Card & Bulk	56.00
	Total	56.00
138 - A/R Employees	1418 - A/R - Employees	1.10
	Total	1.10
Total		275,764.93

Nueces County, Texas
PCard Transaction Totals by Budget Category, Key Code and Department
All Funds
January 2018

Budget Category	Key Code	Department	Amount	
524 - Maint & Repair - Equip & Veh	5249 - Car Repairs, Supplies & Srves	3850 - Constable 5	4,562.43	
		3700 - County Sheriff	3,560.60	
		6110 - Agricultural Extension	3,287.75	
		0180 - Coastal Parks Department	3,192.34	
		0120 - Road & Bridge Fund	2,362.04	
		0170 - Inland Park Fund	2,327.38	
		3720 - Jail	2,052.70	
		3820 - Constable 2	1,383.98	
		3810 - Constable 1	1,090.55	
		3092 - Vector Control	587.88	
		1570 - Building Superintendent	580.03	
		0102 - General Liability Insurance	358.61	
		5330 - Animal Control	327.86	
		4190 - Senior Community Services	122.05	
		3480 - Juvenile Probation	121.89	
		6210 - Family & Consumer Sciences	97.80	
		2415 - Stonegarden FY14 9/15-2/17	77.34	
		3830 - Constable 3	73.12	
		5105 - Emergency Management	35.00	
		1270 - County Purchasing	7.00	
	1590 - Hilltop Facility	7.00		
		Total	26,215.35	
		5252 - Heavy Motor Equip & Mach M&R	0120 - Road & Bridge Fund	13,782.43
			0180 - Coastal Parks Department	410.05
			Total	14,192.48
		5250 - Shop-Oil,Tires,Antifrz,Filters	0170 - Inland Park Fund	8,326.01
	0120 - Road & Bridge Fund		431.36	
	3720 - Jail		105.50	
	Total		8,862.87	
	5256 - PC Maintenance & Repairs	1240 - Information Technology	7,054.64	
		Total	7,054.64	
	5254 - Equip Maint. & Repairs	0170 - Inland Park Fund	3,315.10	
		1500 - Mechanical Maintenance	1,376.95	
		0120 - Road & Bridge Fund	1,001.10	
		0180 - Coastal Parks Department	514.57	
		1740 - McKenzie Jail Annex	244.99	
		1590 - Hilltop Facility	62.08	
		Total	6,514.79	

Nueces County, Texas
PCard Transaction Totals by Budget Category, Key Code and Department
All Funds
January 2018

			Amount
524 - Maint & Repair - Equip & Veh	5255 - Tools & Supplies	0120 - Road & Bridge Fund	2,953.20
		0170 - Inland Park Fund	898.00
		1270 - County Purchasing	442.43
		3700 - County Sheriff	92.82
		1740 - McKenzie Jail Annex	59.96
		1400 - General Repairs - Building	26.74
		3710 - ID Jail Division	21.76
		Total	4,494.91
	5257 - Hardware Srvc & Maintenance	1240 - Information Technology	1,860.00
		Total	1,860.00
	5248 - Car Accessories	3700 - County Sheriff	1,086.96
		3092 - Vector Control	108.03
		Total	1,194.99
	5247 - Car Wash & Cleaning Expense	3810 - Constable 1	198.00
		6210 - Family & Consumer Sciences	51.95
		3850 - Constable 5	51.00
		6110 - Agricultural Extension	39.95
		Total	340.90
	5258 - Radios & Camera Maint & Repair	3700 - County Sheriff	55.25
		3850 - Constable 5	17.00
		Total	72.25
5240 - Maint & Repair-Equip & Vehicle	6110 - Agricultural Extension	10.00	
	Total	10.00	
Total		70,813.18	
526 - Maint & Repair-Bldg & Grounds	5268 - Parts, Supplies & Misc	1570 - Building Superintendent	10,165.32
		0170 - Inland Park Fund	3,340.32
		0180 - Coastal Parks Department	3,124.46
		1240 - Information Technology	1,691.13
		1470 - Records Management Department	1,050.00
		3490 - Juvenile Detention	321.28
		3700 - County Sheriff	273.38
		0120 - Road & Bridge Fund	215.43
		0104 - Disaster Recovery	179.88
		1590 - Hilltop Facility	58.84
		Total	20,420.04
	5265 - Mechanical Systems Repairs	1570 - Building Superintendent	10,918.61
		0170 - Inland Park Fund	2,011.64
		0140 - County Stadium	598.93
		0180 - Coastal Parks Department	297.50

Nueces County, Texas
PCard Transaction Totals by Budget Category, Key Code and Department
All Funds
January 2018

			Amount
526 - Maint & Repair-Bldg & Grounds	5265 - Mechanical Systems Repairs	0120 - Road & Bridge Fund	210.38
		Total	14,037.06
	5261 - Buildings-Maintenance & Repair	0160 - Airport Fund Administration	1,170.11
		1570 - Building Superintendent	800.00
		Total	1,970.11
	5264 - Landscape & Grounds M&R	0170 - Inland Park Fund	937.83
		Total	937.83
	5262 - Janitorial & Misc Supplies	3700 - County Sheriff	96.97
		Total	96.97
	5269 - Bldg Supply Chgs & Inv Adj	6310 - County Library	85.24
Total		85.24	
Total			37,547.25
165 - Other Assets-Short Term	1466 - Prepaid Exps - Ikon	1270 - County Purchasing	20,042.38
		Total	20,042.38
	1458 - Prepaid Mobile-cell,pagers	1270 - County Purchasing	9,336.17
		Total	9,336.17
	1660 - Utilitiy Pre-Payments PCard	0140 - County Stadium	1,829.52
		0110 - General Fund Administration	992.67
		0160 - Airport Fund Administration	280.43
		0170 - Inland Park Fund	185.21
		Total	3,287.83
	1459 - Prepaid Gulf Coast	1270 - County Purchasing	1,066.91
Total		1,066.91	
Total			33,733.29
521 - Office Expense & Supplies	5211 - Office Expenses & Supplies	3720 - Jail	11,666.49
		3520 - District Attorney	2,252.19
		0170 - Inland Park Fund	1,736.62
		1250 - County Auditor	1,167.79
		6310 - County Library	1,025.74
		1200 - Tax Assessor - Collector	954.00
		3480 - Juvenile Probation	511.94
		1160 - County Clerk	504.75
		3700 - County Sheriff	498.76
		3890 - Medical Examiner	468.95
		3150 - County Court at Law 5	439.95
		1190 - County Clerk Elections	422.72
		3710 - ID Jail Division	410.09
		1330 - State Awrdded Sheriff	399.60
		1570 - Building Superintendent	277.15

Nueces County, Texas
PCard Transaction Totals by Budget Category, Key Code and Department
All Funds
January 2018

			Amount
521 - Office Expense & Supplies	5211 - Office Expenses & Supplies	1921 - 2016 Certificate of Obligation	277.15
		0180 - Coastal Parks Department	249.01
		3530 - District Clerk	207.26
		3830 - Constable 3	198.62
		3492 - Juvenile Justice Post-Adjudica	171.91
		1490 - CSCD Cook Building	169.57
		0137 - Pret 2 Special Fund	145.00
		4190 - Senior Community Services	112.03
		0120 - Road & Bridge Fund	81.81
		1315 - County Clerk Records Mgmt	73.44
		1470 - Records Management Department	51.50
		1122 - Grants Administration	44.98
		1240 - Information Technology	43.20
		1125 - Risk Management	42.60
		1120 - County Judge	36.95
		1270 - County Purchasing	15.91
		0370 - Metropolitan Planning Org	8.99
		3840 - Constable 4	8.99
		3130 - County Court at Law 3	2.96
			Total
	5680 - Non Capital Outlay < \$5000	1330 - State Awrdd Sheriff	2,545.00
		1316 - Election Services	616.49
		1900 - Capital Outlay	149.99
			Total
	5218 - Books, Magzs & Subscriptions	3890 - Medical Examiner	1,238.24
		3600 - Justice of the Peace 1-1	436.00
		1240 - Information Technology	113.01
		3006 - Dispute Resolutions	113.00
		0120 - Road & Bridge Fund	80.50
			Total
	5213 - PC Software Programs	2159 - TSLAC 2018 Special Projects	1,450.00
		5105 - Emergency Management	48.71
			Total
	5217 - Postage & Fed Express	1270 - County Purchasing	625.46
		3630 - Justice of the Peace 3	100.20
		3830 - Constable 3	94.70
		1160 - County Clerk	49.04
		3820 - Constable 2	44.03
		1130 - County Attorney	33.30

Nueces County, Texas
PCard Transaction Totals by Budget Category, Key Code and Department
All Funds
January 2018

			Amount
521 - Office Expense & Supplies	5217 - Postage & Fed Express	3850 - Constable 5	32.75
		0180 - Coastal Parks Department	10.86
		1122 - Grants Administration	6.65
		4110 - Social Services-Administration	6.59
		Total	1,003.58
	5215 - Postage Equipment Rentals	1270 - County Purchasing	258.00
		Total	258.00
Total			32,731.14
160 - Inventory	1500 - Inventory - Supplies	1270 - County Purchasing	25,255.88
		Total	25,255.88
	Total		
541 - Other Services & Charges	5449 - Burial/Cremation Expense	4120 - Direct Social Services	5,589.00
		Total	5,589.00
	5447 - Membrships,Dues,Certifications	3520 - District Attorney	3,280.00
		0121 - Engineering	611.00
		6310 - County Library	285.00
		1160 - County Clerk	180.00
		3092 - Vector Control	153.88
		3850 - Constable 5	95.00
		0120 - Road & Bridge Fund	76.94
		2159 - TSLAC 2018 Special Projects	75.00
		1250 - County Auditor	66.00
		3820 - Constable 2	60.00
		Total	4,882.82
	5414 - Advertisemnts & Public Notices	1270 - County Purchasing	2,916.70
		1122 - Grants Administration	468.00
		Total	3,384.70
	5463 - Wearing Apparel Expenses	3700 - County Sheriff	826.00
		0170 - Inland Park Fund	467.04
		3720 - Jail	99.98
		1394 - Constable Pct 2 Donated Funds	92.95
		Total	1,485.97
	5459 - Transportation of Persons	3480 - Juvenile Probation	1,100.00
		3720 - Jail	377.61
		Total	1,477.61
	5453 - Recreation Supplies	1324 - Inmate Commissary Fund	1,150.72
		3492 - Juvenile Justice Post-Adjudica	250.04
		Total	1,400.76
5437 - Fees & Permits	0120 - Road & Bridge Fund	788.90	

Nueces County, Texas
PCard Transaction Totals by Budget Category, Key Code and Department
All Funds
January 2018

			Amount
541 - Other Services & Charges	5437 - Fees & Permits	0160 - Airport Fund Administration	200.00
		3700 - County Sheriff	74.50
		0170 - Inland Park Fund	31.75
		6110 - Agricultural Extension	22.45
		3480 - Juvenile Probation	16.00
		0180 - Coastal Parks Department	15.75
		1190 - County Clerk Elections	15.75
		3840 - Constable 4	8.50
		1270 - County Purchasing	8.25
		3810 - Constable 1	8.25
		3820 - Constable 2	8.25
		3830 - Constable 3	8.25
		3720 - Jail	7.50
		Total	1,214.10
	5936 - Auto Claims-Ins Deductibles	0102 - General Liability Insurance	700.00
		Total	700.00
	5942 - Notary & Other Bonds	0102 - General Liability Insurance	575.85
		Total	575.85
	5433 - Educational & Demo Supplies	2159 - TSLAC 2018 Special Projects	258.00
		6310 - County Library	167.74
		1402 - Library Board	65.27
		Total	491.01
	5444 - Law Enforcement Supplies	3700 - County Sheriff	387.15
		3810 - Constable 1	39.92
		3830 - Constable 3	22.50
		Total	449.57
	5435 - Equipment Rentals	0120 - Road & Bridge Fund	205.09
		1570 - Building Superintendent	132.31
		1460 - Robert N. Barnes Juv. Facility	70.40
		Total	407.80
	5464 - Welfare Assistance-Other	4120 - Direct Social Services	401.06
		Total	401.06
	5438 - General Operating Supplies	3092 - Vector Control	303.80
5330 - Animal Control		68.87	
Total		372.67	
5467 - Rent/Mortgage Payment	1386 - Human Service Donations	367.15	
	Total	367.15	
5455 - Services - Other	1330 - State Awrdded Sheriff	279.32	
	Total	279.32	

Nueces County, Texas
PCard Transaction Totals by Budget Category, Key Code and Department
All Funds
January 2018

			Amount
541 - Other Services & Charges	5424 - Books & Subscriptions Inventory	6310 - County Library	22.93
		Total	22.93
	5427 - Clinical & Hygienic Supplies	1350 - CBCF/TXU/EFSP	15.68
		Total	15.68
Total			23,518.00
523 - Telephone & Utilities	5237 - Utilities - Direct Clients	4120 - Direct Social Services	13,496.50
		2178 - Tx Vet Comm Vet Asst	3,636.97
		1350 - CBCF/TXU/EFSP	222.32
		Total	17,355.79
	5238 - TXU Electric Assistance	1350 - CBCF/TXU/EFSP	2,658.48
		Total	2,658.48
	5236 - InterNet Fees-T-1-ISDN	3720 - Jail	710.05
		1240 - Information Technology	570.55
		5105 - Emergency Management	184.81
		1329 - Fed Awrded Sheriff	183.43
		1770 - Sr Community Services Bldgs.	117.62
		1780 - David Berlanga,Sr. Bldg	117.19
		0370 - Metropolitan Planning Org	110.56
		0180 - Coastal Parks Department	41.51
		Total	2,035.72
	5231 - Telephone Utility Expense	0370 - Metropolitan Planning Org	272.97
		Total	272.97
	5239 - Tipping & Dump Fees	1470 - Records Management Department	89.39
		Total	89.39
	5229 - Content Streaming Services	3480 - Juvenile Probation	15.14
		Total	15.14
	Total		
527 - Maint & Repair-Roads & Bridges	5276 - Road Sign Materials	0120 - Road & Bridge Fund	4,030.65
		Total	4,030.65
	5273 - Pipe,Culverts & Other Material	0120 - Road & Bridge Fund	2,020.00
		Total	2,020.00
	5274 - Parts & Supplies	0120 - Road & Bridge Fund	1,270.28
		Total	1,270.28
Total			7,320.93
530 - Professional Services	5302 - Education Registration Fees	3520 - District Attorney	3,075.00
		6310 - County Library	280.00
		0180 - Coastal Parks Department	275.00
		3092 - Vector Control	150.00
		1245 - Human Resources	86.75

Nueces County, Texas
PCard Transaction Totals by Budget Category, Key Code and Department
All Funds
January 2018

			Amount
530 - Professional Services	5302 - Education Registration Fees	Total	3,866.75
	5311 - Software Srvc & Maintenance	1250 - County Auditor	530.68
		1240 - Information Technology	298.53
		3006 - Dispute Resolutions	10.65
		Total	839.86
	5319 - Counseling & Testing	3850 - Constable 5	390.00
		Total	390.00
	5304 - Prescription Drugs	1386 - Human Service Donations	343.00
Total		343.00	
5312 - General Contractor-Cap Project	1122 - Grants Administration	5.20	
	Total	5.20	
Total			5,444.81
554 - Travel	5542 - Travel, Food & Lodging	3520 - District Attorney	3,252.42
		6310 - County Library	501.00
		6110 - Agricultural Extension	402.55
		3480 - Juvenile Probation	379.50
		6210 - Family & Consumer Sciences	93.00
		Total	4,628.47
	5540 - Travel Expenses	5105 - Emergency Management	346.00
		Total	346.00
Total			4,974.47
130 - Accounts Receivable	1439 - Accounts Rec. Witness Expense	3520 - District Attorney	2,289.80
		Total	2,289.80
	1410 - Accts Rec-Component Units	5110 - Commissioners Diabetes Fund	990.59
		Total	990.59
	1472 - Charge Customer A/R	3492 - Juvenile Justice Post-Adjudica	505.59
Total		505.59	
Total			3,785.98
702 - Travel and Training	7023 - Lodging	0402 - CSCD	2,396.34
		0440 - Substance Abuse Treatment	1,108.72
		Total	3,505.06
	7024 - Ground Transportation	0402 - CSCD	155.88
		Total	155.88
Total			3,660.94
522 - Food & Kitchen Expenses	5221 - Food & Edible Items	2178 - Tx Vet Comm Vet Asst	1,195.98
		1285 - General Administration	148.29
		3006 - Dispute Resolutions	146.05
		3300 - Court Administration	105.14
		1319 - TJPC Interest	91.64

Nueces County, Texas
PCard Transaction Totals by Budget Category, Key Code and Department
All Funds
January 2018

			Amount	
522 - Food & Kitchen Expenses	5221 - Food & Edible Items	Total	1,687.10	
		3850 - Constable 5	218.94	
	5222 - Food for Animals	5330 - Animal Control	126.00	
		1330 - State Awrded Sheriff	93.98	
		Total	438.92	
	5220 - Food & Kitchen Expenses	1322 - Sheriff Community Projects	24.37	
Total		24.37		
Total			2,150.39	
742 - Supplies & Other Operating Exp	7421 - Office Expense & Supplies	0402 - CSCD	488.38	
		0440 - Substance Abuse Treatment	230.40	
		Total	718.78	
	7439 - Educational & Demo Material	0402 - CSCD	239.18	
		Total	239.18	
	7422 - Data Processing Supplies	0402 - CSCD	116.39	
		0440 - Substance Abuse Treatment	98.45	
		Total	214.84	
	Total			1,172.80
	561 - Capital Outlay	5686 - IT Fixed Asset Exception Items	1900 - Capital Outlay	300.00
0120 - Road & Bridge Fund			265.13	
Total			565.13	
Total			565.13	
533 - Special Personnel Services	5349 - Prosecution Costs-Other	3520 - District Attorney	234.75	
		Total	234.75	
	Total			234.75
732 - Professional Fees	7328 - Memberships & Dues	0402 - CSCD	224.00	
		Total	224.00	
	Total			224.00
712 - Furnished Transportation	7126 - Misc Repairs, Parts & Supplies	0402 - CSCD	84.75	
		Total	84.75	
	7127 - Motor Vehicle Passenger	0402 - CSCD	32.44	
		0403 - Drug Court-DP	15.11	
		0410 - CCP Pre-Trial Services	15.10	
	Total			62.65
Total			147.40	
525 - Gasoline/Fuel	5241 - Gasoline-Credit Card & Bulk	3720 - Jail	56.00	
		Total	56.00	
	Total			56.00
138 - A/R Employees	1418 - A/R - Employees	3720 - Jail	1.10	
		Total	1.10	

Nueces County, Texas
PCard Transaction Totals by Budget Category, Key Code and Department
All Funds
January 2018

		Amount
138 - A/R Employees	Total	1.10
Total		275,764.93

Nueces County
Transaction Totals by Vendor Total
Statement Dates: 01/28/2018

Merchant	Amount	Transaction Count	Average Transaction
FINANCIAL SERVICES	20,042.38	1	20,042.38
GULF COAST PAPER COMPANY-	15,483.61	31	499.47
ROBSTOWN HARDWARE CO INC	12,751.59	10	1,275.16
GATEWAY PRINTING & OFFICE	11,745.54	42	279.66
AT&T BILL PAYMENT	9,336.17	1	9,336.17
A&W OFFICE SUPPLY	7,629.74	7	1,089.96
ROBSTOWN UTILITY SYSTEMS	6,621.70	36	183.94
HI SAN ANTONIO RIVERWALK	4,862.55	14	347.33
IDU INSIGHT PUBLIC SEC	4,729.50	3	1,576.50
NUECES COUNTY WATER DISCT	4,130.74	13	317.75
COASTAL OFFICE SOLUTIONS	3,758.03	6	626.34
CITY OF CORPUS CHRISTI	3,538.90	25	141.56
ISLAND TIRE AND AUTOMOTIV	3,338.90	7	476.99
OREILLY AUTO #1982	3,336.73	17	196.28
FRANCOS GARAGE	3,258.00	1	3,258.00
GUARDIAN FUNERAL HOME & C	3,055.00	5	611.00
CORPUS CHRISTI CALLER	2,999.70	4	749.93
JOHNSON CONTROLS SS	2,916.08	5	583.22
TXU BILL PAYMENT	2,855.39	14	203.96
VULCAN INC	2,851.50	2	1,425.75
GALVANS PAINT & BODY LLC	2,836.00	2	1,418.00
TDCAA	2,800.00	6	466.67
PROF PLUMBING GROUP	2,764.98	4	691.25
NATIONAL DISTRICT ATTORNE	2,585.00	1	2,585.00
HYATT REGENCY HOUSTON	2,552.22	6	425.37
SCANTRON CORPORATION	2,545.00	1	2,545.00
TREVINO FUNERAL HOME	2,534.00	4	633.50
A PLUS PLUMBING AND RE	2,308.25	3	769.42
SOUTHERN TIRE MART	2,301.00	4	575.25
AMAZON MKTPLACE PMTS	2,106.56	26	81.02
THE HOME DEPOT 6564	2,056.20	41	50.15
HANSON PIPE CORPORATE	2,020.00	1	2,020.00
TWC TIME WARNER CABLE	1,810.78	8	226.35
MOORE MEDICAL LLC	1,759.99	5	352.00
HOLT CAT CORPUS - MC	1,731.21	9	192.36
IN PRO TECH MECHANICAL I	1,701.50	13	130.88
THE HOME DEPOT #6564	1,686.79	41	41.14
CORPUS CHRISTI FREIGHTLIN	1,615.12	10	161.51
ADI-SA	1,609.95	1	1,609.95
LITHIA FLCC LLC	1,607.30	6	267.88
MUNIZ ELECTRICAL AND COOL	1,553.18	5	310.64

Nueces County
Transaction Totals by Vendor Total
Statement Dates: 01/28/2018

Merchant	Amount	Transaction Count	Average Transaction
H&L DISCOUNT OIL CO	1,539.22	6	256.54
DOGGETT HM #2	1,490.90	2	745.45
PROFIRE PROTECTION INC.	1,484.98	2	742.49
TECHSOUP	1,450.00	1	1,450.00
NETWORKTIGERS INC	1,392.39	6	232.07
WWW.NEWEGG.COM	1,316.39	2	658.20
FASCLAMPITT CC	1,289.90	6	214.98
FIVE POINTS AUTO CENTER	1,239.66	3	413.22
USPS PO 4820250415	1,236.04	17	72.71
USPS PO 4820230409	1,225.00	17	72.06
HWY 44 AUTO PARTS	1,218.00	6	203.00
GULF COAST NUT & BOLT SUP	1,209.10	5	241.82
SHEINBERG TOOL CO INC	1,195.76	8	149.47
OFFICE DEPOT #70	1,192.35	7	170.34
SQ G A DOUGLAS	1,170.11	8	146.26
THURMAN FONDREN GLASS	1,155.20	1	1,155.20
DAILY WELLS COMMUNICATIO	1,139.25	6	189.88
HEB #184	1,134.84	1	1,134.84
CDW GOVT #LKR1752	1,134.14	2	567.07
RELIANT ENERGY	1,123.03	6	187.17
CORPUS CHRISTI REGIONAL	1,100.00	1	1,100.00
DELTA SPECIALTIES SU	1,093.32	2	546.66
ALTEX ELECTRONICS 1061	1,088.71	7	155.53
LNSTARPROD	1,081.55	6	180.26
GULF COAST MAILING SERV	1,066.91	1	1,066.91
RODRIGUEZ AUTO SERVICE CO	1,058.61	2	529.31
ABC KEYS & SAFES	1,050.00	1	1,050.00
1398 COLUMBIA	1,031.51	1	1,031.51
S&S CORPUS	1,024.24	2	512.12
SECCO INC	1,001.10	1	1,001.10
CHEMSEARCH	996.00	1	996.00
ASHMORE PAINT CO INC	989.15	2	494.58
TRUCKERS EQUIPMENT 1	976.48	7	139.50
DISCOUNT-TIRE-CO TXC-05	973.00	4	243.25
SQ TOTAL PROTECTION SYST	950.00	8	118.75
WORTH HYDROCHEM OF CORPUS	900.00	1	900.00
TCEQ EPAYMENT	900.00	1	900.00
HOMEDEPOT.COM	898.00	41	21.90
JEANS RESTAURANT SUPPLY	896.43	2	448.22
WRIGHT MATERIALS INC ROBS	860.41	2	430.21
GCR TIRE CENTER #630	841.51	4	210.38

Nueces County
Transaction Totals by Vendor Total
Statement Dates: 01/28/2018

Merchant	Amount	Transaction Count	Average Transaction
PITNEY BOWES PI	809.00	2	404.50
SQ GOSQ.COM TIMOTHY WELK	800.00	8	100.00
HERO 247	770.00	1	770.00
IN PRECISION ENGINEERED	753.00	13	57.92
MAACO	750.50	1	750.50
NORTH PADRE HARDWARE	750.41	18	41.69
WAUKESHA-PEARCE CORPUS	721.86	2	360.93
CORPUS CHRISTI STAMPWORKS	717.70	2	358.85
C&S PLATING & BUMPER RECY	714.00	1	714.00
CC DISTRIBUTORS	694.94	5	138.99
AMAZON.COM	687.31	26	26.44
GRAYBAR ELECTRIC COMPANY	671.48	10	67.15
LOWES #01825	671.18	4	167.80
NUECES ELECTRIC COOP	654.50	5	130.90
WW GRAINGER	635.69	3	211.90
AMBIT TEXAS LLC	618.70	4	154.68
ALBERT STERLING AND ASSOC	610.00	2	305.00
JUST ENERGY	609.28	6	101.55
THE HOME DEPOT 526	595.00	41	14.51
SOUTHWES 5261400277953	554.36	2	277.18
SOUTHWES 5261400280125	554.36	2	277.18
ARC CORPUS CHRISTI 15	554.30	2	277.15
WPY JUVENILE LAW SECTION	550.00	3	183.33
INTUIT QUICKBOOKS	530.68	2	265.34
DEMCO INC	524.57	1	524.57
THE HOME DEPOT #0526	497.36	41	12.13
AMAZON MKTPLACE PMTS WWW.	494.09	26	19.00
GOODYEAR TIRE #4739	493.61	2	246.81
THE HOME DEPOT #6584	493.35	41	12.03
CORPUS CHRISTI ELECTRIC	484.99	2	242.50
WILBUR ELLIS TAFT	480.00	2	240.00
COOPER EQUIPMENT	477.08	1	477.08
HORSESHOE BAY FRONT DESK	473.82	1	473.82
HEB #462	466.02	1	466.02
UNITED 0167032911869	461.00	1	461.00
ED BURKES AUTO	460.00	2	230.00
FRONTIER UTILITIES	446.02	3	148.67
THOMSON WEST TCD	436.00	1	436.00
COASTAL DIESEL	424.65	11	38.60
STATE BAR TX-CLE WEB	420.00	3	140.00
CBS RENTAL & SUPPLY	407.89	2	203.95

Nueces County
Transaction Totals by Vendor Total
Statement Dates: 01/28/2018

Merchant	Amount	Transaction Count	Average Transaction
ZORO TOOLS INC	406.30	2	203.15
AMIGO ENERGY	404.62	3	134.87
PYL VALCAP GROUP LLC	401.06	1	401.06
SAMS CLUB #8267	399.60	6	66.60
ALAN T FISHER PHD PC	390.00	2	195.00
FSI CPL RETAIL	380.93	3	126.98
OMNI AUSTIN SOUTHPARK	379.50	2	189.75
CBA CORPUS CHRISTI	374.99	5	75.00
FSI FIRST CHOICE POWER	374.47	3	124.82
ALLIED ELECTRONICS INC	373.42	1	373.42
HOLIDAY INN EXPRESS	370.64	14	26.47
RED ROOF INN	367.15	2	183.58
R & R AWARDS	363.82	1	363.82
TEXAS LIBRARY ASSN	360.00	6	60.00
ACAD FORENSIC PATHOL	350.00	1	350.00
AMERICAN AIR0012169299011	346.00	1	346.00
TRACTOR SUPPLY #333	344.94	3	114.98
JOHNSTONE SPLY AT CORPUS	341.45	3	113.82
SIMPLEXGRINNELL	339.60	1	339.60
ANNAVILLE MUFFLER & AUTOM	336.99	4	84.25
ITD PRINT SOLUTIONS	336.00	1	336.00
TEXAS ASSOCIATION OF C	335.00	3	111.67
AMER SOC CIVIL ENGINEERS	311.00	1	311.00
ROBLES TIRE RECYCLING	301.16	4	75.29
INSTITUTE OF TRANSPORTATI	300.00	1	300.00
CDW GOVT #LHJ8299	300.00	2	150.00
NOTARIES.COM	299.85	3	99.95
HAMPTON INNS	297.46	1	297.46
VIP CAR WASH AND LUBE NW	294.40	6	49.07
TAMPERPROOF SCREW CO.INC	293.96	1	293.96
DIAMOND B TRACTORS AND EQ	293.42	2	146.71
WM SUPERCENTER #470	293.12	13	22.55
CORPUS CHRISTI SAFE AND L	282.00	5	56.40
PLA	280.00	1	280.00
OSO CREEK A H #630	279.32	2	139.66
NNA SERVICES LLC	276.00	2	138.00
CARQUEST 5287	275.99	9	30.67
ARCHITECTURAL TESTING INC	275.00	1	275.00
KENNEDY WIRE ROPE AND	274.88	1	274.88
NUECES CO TX-TAC-MOTOR	274.25	10	27.43
STEWART DEAN BEARING COMP	274.25	2	137.13

Nueces County
Transaction Totals by Vendor Total
Statement Dates: 01/28/2018

Merchant	Amount	Transaction Count	Average Transaction
8X8 INC. 888-898-8733	272.97	1	272.97
FLEETPRIDE 155	270.86	2	135.43
WONDER WORKSHOP	258.00	1	258.00
SAFELITE AUTOGLASS	257.90	1	257.90
TEXAS DEER ASSOCIATION	250.00	1	250.00
HELENA CHEM CO 25041	250.00	1	250.00
IN TROYS FENCE	250.00	13	19.23
WOODYS TRUCK CENTER	246.67	8	30.83
MOMAR INC	246.09	1	246.09
IN PROTEX RESTAURANT SER	244.99	13	18.85
WAL-MART #0470	239.18	13	18.40
SKILLPATH / NATIONAL	239.18	1	239.18
POSTNET	238.35	3	79.45
BIRDS RUBBER STAMPS	236.70	2	118.35
TLO TRANSUNION	234.75	2	117.38
SAMES FORD LINCOLN	234.21	3	78.07
THE HOME DEPOT 6584	233.33	41	5.69
TX DEPT AGRICULTUR	230.82	3	76.94
ARC SERVICES/TRAINING	224.00	1	224.00
INTERNATIONAL ELECTRONICS	217.68	2	108.84
A & B PLASTICS AND FABRIC	217.50	1	217.50
ENTRUST ENER GY	216.92	1	216.92
CORE & MAIN LP S 2	216.75	1	216.75
DNH GODADDY.COM	214.84	2	107.42
RACK SOLUTIONS INC	209.69	1	209.69
HOLIDAY INN BAY FRON	205.85	1	205.85
AIRGAS CENTRAL	205.09	1	205.09
STANTON OPTICAL	200.00	1	200.00
MIDTOWN	199.00	2	99.50
TLC COMPLETE CARE MIDTOWN	199.00	2	99.50
HAMPTON INN VICTORIA	198.09	2	99.05
FREEDOM AUTO SPA	198.00	9	22.00
NORTHWEST TIRE AND AUTO S	195.17	3	65.06
VOLVO TRUCKS OF TE	194.97	3	64.99
USPS PO 4808000343	194.90	17	11.46
RAM PRODUCTS LTD.	185.27	1	185.27
INTERSTATE BATTERIES	181.82	2	90.91
STREAM ENERGY/EZ-PAY	176.37	2	88.19
NUECES ELECTRIC COOP RET	175.00	5	35.00
C.C. BATTERY COMPANY	174.90	1	174.90
GRAYBAR ELECTRIC	173.84	10	17.38

Nueces County
Transaction Totals by Vendor Total
Statement Dates: 01/28/2018

Merchant	Amount	Transaction Count	Average Transaction
BEST BUY 00002352	164.97	2	82.49
ARNOLD OIL COMPANY	164.76	3	54.92
GREEN MOUNTAIN ENERGY	163.10	1	163.10
BOBS CITY GARAGE	163.00	1	163.00
IWS GAS AND SUPPLY OF TX	162.17	1	162.17
TEXAS OVERHEAD DOOR	158.00	1	158.00
A WAVELL FLAGPOLE LLC	157.00	2	78.50
ADOBE SYSTEMS INC.	151.53	1	151.53
BOOTIE SHOE COVER INC	150.60	1	150.60
SPRINT WIRELESS	150.37	1	150.37
ENSYSTEX II	150.00	1	150.00
BESTBUYCOM805526079725	149.99	2	75.00
JASONS DELI #616	148.29	1	148.29
UNIVAR USA INC	148.05	4	37.01
FSI DIRECT ENERGY	147.47	1	147.47
LOGMEIN GOTOMEETING	147.00	1	147.00
TROPHYLAND	145.00	1	145.00
LIND ELECTRONICS	138.74	1	138.74
WM SUPERCENTER #464	137.59	6	22.93
LIVESTOCK WEEKLY	135.00	1	135.00
CRAWFORD CORPUS CHRISTI	129.00	1	129.00
FERGUSON ENT # 116	125.60	2	62.80
HESELBEIN TIRE SW	123.43	1	123.43
TIFCO INDUSTRIES INC	121.41	1	121.41
FASTENAL COMPANY01	116.05	1	116.05
COASTAL A.D.S INC.	114.00	1	114.00
OREILLY AUTO #1687	113.03	17	6.65
OCONNORS	113.00	1	113.00
USPS PO 4820200410	110.70	17	6.51
STEVE S AUTO SERVICE	110.00	1	110.00
WESTERN AUTO ACE HARDWAR	109.82	2	54.91
BROOKS TIRE INC	109.55	4	27.39
CARISMA WASH	107.89	1	107.89
SQ BLG DELI / SCHL	105.14	8	13.14
GALLS	105.00	1	105.00
VIP CAR WASH & SUPER	103.80	1	103.80
EDDIES GULF RADIATOR	100.00	1	100.00
BOOT BARN #169/BASKINS	99.98	1	99.98
BOUNCE ENERGY INC	98.93	1	98.93
AN CHEVROLET N CORPUS	98.75	3	32.92
IN ID CARD CONSULTANTS	97.65	13	7.51

Nueces County
Transaction Totals by Vendor Total
Statement Dates: 01/28/2018

Merchant	Amount	Transaction Count	Average Transaction
GULF COAST PAPER COM	96.97	31	3.13
OFFICE DEPOT #5910	95.76	7	13.68
TARA ENERGY	94.37	1	94.37
PETCO 1425 63514251	93.98	1	93.98
TX MUSEUM STORE	92.95	1	92.95
SCHLOTZSKYS 1118	91.64	1	91.64
CC DISPOSAL SERVIC	89.39	1	89.39
BREEZE ENERGY LLC	89.27	1	89.27
DISCOUNT LOCKSMITH AND SU	87.75	2	43.88
PRAXAIR DISTRIBUTION I	87.00	1	87.00
MCCOYS #17	86.76	6	14.46
PAYPAL COASTALBEND	86.75	2	43.38
NUECES WATER SUPPLY CORPO	84.95	1	84.95
TRIEAGLE ENERGY LP	82.82	1	82.82
CHAMPION CHEVY_CADILLA	82.03	1	82.03
WALMART.COM	81.18	6	13.53
BLUE 360 MEDIA	80.50	1	80.50
IN CORPUS CHRISTI CONTAI	80.00	13	6.15
WRIGHT MATERIALS INC	77.42	2	38.71
VIOLETWATERSUPPLY VCN	77.10	1	77.10
APOLLO TOWING EASY RIDER	75.00	1	75.00
FEDEX 164719883	74.46	1	74.46
HUSKY TRAILER& PARTS CO	74.19	1	74.19
HARBOR FREIGHT TOOLS 71	73.96	3	24.65
BJS FAMOUS UNIFORMS	69.98	1	69.98
TPG DRISCOLLTXUTILITIES	67.79	1	67.79
AXON POWER	66.23	1	66.23
TSBPA IND LIC RENE	66.00	1	66.00
TXTAG 888 468 9824	64.02	3	21.34
AUTOZONE #1416	59.98	2	29.99
SOUTHWEST WHEEL CO COR	59.87	2	29.94
CVS/PHARMACY #06989	57.59	1	57.59
BOOTS N BRITCHES	56.00	1	56.00
CONOCO - YESWAY 1068	56.00	1	56.00
SHERWIN WILLIAMS 708584	55.82	1	55.82
USPS PO 4820210418	54.89	17	3.23
EVEREST WATER & COFFEE	51.50	1	51.50
ASTROMATIC CAR WAS	51.00	1	51.00
JOS PACKARD TIRE SVC	51.00	2	25.50
WALMART.COM 8009666546	50.82	1	50.82
LA COSTA DENTAL OF A	50.00	1	50.00

Nueces County
Transaction Totals by Vendor Total
Statement Dates: 01/28/2018

Merchant	Amount	Transaction Count	Average Transaction
DRI FAASOFT VIDEO CONV	48.71	2	24.36
PRAXAIR DIST INC 70245	45.31	1	45.31
SQ BANUELOS TIRE P	45.00	8	5.63
HARBOR FREIGHT TOOLS 680	44.92	3	14.97
OFFICE DEPOT #468	44.06	7	6.29
OIL PATCH PETROLEUM INC	42.25	1	42.25
HOBBY-LOBBY #0066	42.13	1	42.13
ATT BILL PAYMENT	41.51	1	41.51
AGENT FEE 8900729284177	40.00	1	40.00
BARNES & NOBLE #2818	39.92	1	39.92
NSC NORTHERN SAFETY CO	39.66	2	19.83
USPS PO 4876650380	39.34	17	2.31
CORPUS CHRISTI LOCK DOC L	35.74	2	17.87
WAL-MART #0490	35.71	13	2.75
TEXAS EXCELLENCE DETAIL	35.00	1	35.00
DTV DIRECTV SERVICE	33.06	1	33.06
IN SUPERGLASS WINDSHIELD	30.00	13	2.31
DISCOUNT TIRE TXC 12	29.75	4	7.44
SQ RCN COMMUNICATI	27.49	8	3.44
EWALD KUBOTA - CORPUS CHR	26.74	1	26.74
BUSTERS BUTANE	24.00	1	24.00
CULLIGAN	23.40	1	23.40
NICHOLS GUNS	22.50	1	22.50
OFFICEMAX/OFFICEDEPOT6166	21.99	7	3.14
WM SUPERCENTER #1494	21.76	6	3.63
HCTRA EZ TAG ONLINE	17.25	1	17.25
OREILLY AUTO #0445	16.99	17	1.00
NETFLIX.COM	15.14	1	15.14
NUECES CO TX - GOV PAY FE	15.00	10	1.50
AUTOZONE #4215	14.99	2	7.50
SHAFFERS MUFFLER AND AUTO	14.00	2	7.00
OFFICE DEPOT #111	12.99	7	1.86
WHEELY CLEAN AUTO WASH	12.00	1	12.00
DRI CRASHPLAN PRO	10.65	2	5.33
OFFICE DEPOT #1127	10.00	7	1.43
FIRESTONE 678791	7.00	4	1.75
MO GLASS	7.00	1	7.00
CREAGER TIRE AND BATTERY	7.00	1	7.00
WHATABURGER 524 Q26	6.97	1	6.97
USPS.COM ONLINE SHIPPING	6.65	17	0.39
TOLL/MSB 888-811-4565	6.23	3	2.08

Nueces County
Transaction Totals by Vendor Total
Statement Dates: 01/28/2018

Merchant	Amount	Transaction Count	Average Transaction
OREILLY AUTO #1441	5.41	17	0.32
IN INFINITY OPERATIONS &	5.20	13	0.40
BILL SERVICING	3.50	1	3.50
SUNRISE VENDING LLC	1.10	1	1.10
Total	275,764.93	945	291.81

Nueces County
Transaction Totals by Department Average
Statement Date(s): 01/28/2018

Merchant	Amount	Department	Card Holder Name	Average Transaction per Dept	Average Transaction per Cardholder
AT&T BILL PAYMENT	9,336.17	1250	GONZALEZ, FRANCISCA YESENIA SA	3,210.09	4,258.12
NUECES COUNTY WATER DISCT	3,287.83	1250	GONZALEZ, FRANCISCA YESENIA SA	3,210.09	4,258.12
SPRINT WIRELESS	150.37	1250	GONZALEZ, FRANCISCA YESENIA SA	3,210.09	4,258.12
TSBPA IND LIC RENE	66.00	1250	ATCHLEY, LOREN DALE	3,210.09	66.00
SQ G A DOUGLAS	1,170.11	0160	COX, JOHN F	1,170.11	1,170.11
DISCOUNT TIRE TXC 12	29.75	6110	MCMANUS, JOHN KYLE	623.38	1,130.95
FRANCOS GARAGE	3,258.00	6110	MCMANUS, JOHN KYLE	623.38	1,130.95
HAMPTON INN VICTORIA	105.09	6110	MCMANUS, JOHN KYLE	623.38	1,130.95
HAMPTON INNS	297.46	6110	GIBBS, KEVIN ODELL	623.38	297.46
ROBLES TIRE RECYCLING	10.00	6110	OTT, JASON P	623.38	24.98
VIP CAR WASH AND LUBE NW	39.95	6110	OTT, JASON P	623.38	24.98
HI SAN ANTONIO RIVERWALK	4,862.55	3520	CLARK, JAMYE	606.60	606.60
HOLIDAY INN BAY FRON	205.85	3520	CLARK, JAMYE	606.60	606.60
HORSESHOE BAY FRONT DESK	473.82	3520	CLARK, JAMYE	606.60	606.60
NATIONAL DISTRICT ATTORNE	2,585.00	3520	CLARK, JAMYE	606.60	606.60
STATE BAR TX-CLE WEB	420.00	3520	CLARK, JAMYE	606.60	606.60
TDCAA	2,800.00	3520	CLARK, JAMYE	606.60	606.60
TLO TRANSUNION	234.75	3520	CLARK, JAMYE	606.60	606.60
WPY JUVENILE LAW SECTION	550.00	3520	CLARK, JAMYE	606.60	606.60
RODRIGUEZ AUTO SERVICE CO	1,058.61	1380	LOPEZ JR, ARMIN	529.31	529.31
CORE & MAIN LP S 2	216.75	4190	STOVALL, SYLVESTER	528.07	779.83
FIVE POINTS AUTO CENTER	1,239.66	4190	STOVALL, SYLVESTER	528.07	779.83
HOMEDEPOT.COM	898.00	4190	STOVALL, SYLVESTER	528.07	779.83
JEANS RESTAURANT SUPPLY	598.93	4190	STOVALL, SYLVESTER	528.07	779.83
OREILLY AUTO #1982	184.33	4190	STOVALL, SYLVESTER	528.07	779.83
ROBSTOWN HARDWARE CO INC	9,948.26	4190	STOVALL, SYLVESTER	528.07	779.83
THE HOME DEPOT #6564	1,364.16	4190	STOVALL, SYLVESTER	528.07	779.83
THE HOME DEPOT 6564	1,926.32	4190	STOVALL, SYLVESTER	528.07	779.83
1398 COLUMBIA	1,031.51	4190	PAREDEZ, EZEQUIEL	528.07	390.19
A WAVELL FLAGPOLE LLC	112.00	4190	PAREDEZ, EZEQUIEL	528.07	390.19
C&S PLATING & BUMPER RECY	714.00	4190	PAREDEZ, EZEQUIEL	528.07	390.19
DIAMOND B TRACTORS AND EQ	293.42	4190	PAREDEZ, EZEQUIEL	528.07	390.19

Nueces County
Transaction Totals by Department Average
Statement Date(s): 01/28/2018

Merchant	Amount	Department	Card Holder Name	Average Transaction per Dept	Average Transaction per Cardholder
GULF COAST NUT & BOLT SUP	1,079.71	4190	PAREDEZ, EZEQUIEL	528.07	390.19
INTERSTATE BATTERIES	165.90	4190	PAREDEZ, EZEQUIEL	528.07	390.19
ROBSTOWN HARDWARE CO INC	1,049.20	4190	PAREDEZ, EZEQUIEL	528.07	390.19
THE HOME DEPOT #6564	88.55	4190	PAREDEZ, EZEQUIEL	528.07	390.19
TRUCKERS EQUIPMENT 1	373.72	4190	PAREDEZ, EZEQUIEL	528.07	390.19
WOODYS TRUCK CENTER	7.00	4190	PAREDEZ, EZEQUIEL	528.07	390.19
WRIGHT MATERIALS INC	77.42	4190	PAREDEZ, EZEQUIEL	528.07	390.19
WRIGHT MATERIALS INC ROBS	860.41	4190	PAREDEZ, EZEQUIEL	528.07	390.19
TWC TIME WARNER CABLE	234.81	4190	HERNANDEZ, JUANITA	528.07	117.41
NORTHWEST TIRE AND AUTO S	122.05	4190	SANTOS, MARCELINA V	528.07	61.03
THE HOME DEPOT #6564	29.87	4190	MONTEMAYOR, ELIZABETH J	528.07	40.31
WESTERN AUTO ACE HARDWAR	91.05	4190	MONTEMAYOR, ELIZABETH J	528.07	40.31
ADI-SA	1,609.95	1240	MEDRANO, LARRY JR ROCHA	503.72	528.46
ALTEX ELECTRONICS 1061	722.48	1240	MEDRANO, LARRY JR ROCHA	503.72	528.46
AMAZON MKTPLACE PMTS	63.36	1240	MEDRANO, LARRY JR ROCHA	503.72	528.46
AMAZON MKTPLACE PMTS WWW.	26.54	1240	MEDRANO, LARRY JR ROCHA	503.72	528.46
AMAZON.COM	49.65	1240	MEDRANO, LARRY JR ROCHA	503.72	528.46
CDW GOVT #LHJ8299	300.00	1240	MEDRANO, LARRY JR ROCHA	503.72	528.46
CDW GOVT #LKR1752	1,134.14	1240	MEDRANO, LARRY JR ROCHA	503.72	528.46
IDU INSIGHT PUBLIC SEC	1,190.40	1240	MEDRANO, LARRY JR ROCHA	503.72	528.46
NETWORKTIGERS INC	1,392.39	1240	MEDRANO, LARRY JR ROCHA	503.72	528.46
RACK SOLUTIONS INC	209.69	1240	MEDRANO, LARRY JR ROCHA	503.72	528.46
WWW.NEWEGG.COM	699.90	1240	MEDRANO, LARRY JR ROCHA	503.72	528.46
ABC KEYS & SAFES	1,050.00	1240	CANALES, BRENDA LEE	503.72	474.85
ADOBE SYSTEMS INC.	151.53	1240	CANALES, BRENDA LEE	503.72	474.85
AMAZON MKTPLACE PMTS WWW.	17.90	1240	CANALES, BRENDA LEE	503.72	474.85
CC DISPOSAL SERVIC	89.39	1240	CANALES, BRENDA LEE	503.72	474.85
EVEREST WATER & COFFEE	51.50	1240	CANALES, BRENDA LEE	503.72	474.85
IDU INSIGHT PUBLIC SEC	3,539.10	1240	CANALES, BRENDA LEE	503.72	474.85
LOGMEIN GOTOMEETING	147.00	1240	CANALES, BRENDA LEE	503.72	474.85
TWC TIME WARNER CABLE	570.55	1240	CANALES, BRENDA LEE	503.72	474.85
WW GRAINGER	81.18	1240	CANALES, BRENDA LEE	503.72	474.85
AMAZON MKTPLACE PMTS	302.08	1270	ROBINSON, MICHAEL R	491.79	1,396.79
BESTBUYCOM805526079725	149.99	1270	ROBINSON, MICHAEL R	491.79	1,396.79
FASCLAMPITT CC	252.09	1270	ROBINSON, MICHAEL R	491.79	1,396.79
FINANCIAL SERVICES	20,042.38	1270	ROBINSON, MICHAEL R	491.79	1,396.79

Nueces County
Transaction Totals by Department Average
Statement Date(s): 01/28/2018

Merchant	Amount	Department	Card Holder Name	Average Transaction per Dept	Average Transaction per Cardholder
GATEWAY PRINTING & OFFICE	1,012.94	1270	ROBINSON, MICHAEL R	491.79	1,396.79
GULF COAST MAILING SERV	1,066.91	1270	ROBINSON, MICHAEL R	491.79	1,396.79
IN ID CARD CONSULTANTS	97.65	1270	ROBINSON, MICHAEL R	491.79	1,396.79
INTUIT QUICKBOOKS	530.68	1270	ROBINSON, MICHAEL R	491.79	1,396.79
PITNEY BOWES PI	809.00	1270	ROBINSON, MICHAEL R	491.79	1,396.79
THOMSON WEST TCD	436.00	1270	ROBINSON, MICHAEL R	491.79	1,396.79
WW GRAINGER	442.43	1270	ROBINSON, MICHAEL R	491.79	1,396.79
BROOKS TIRE INC	7.00	1270	RODRIGUEZ, RAUL R	491.79	819.00
USPS PO 4820230409	1,225.00	1270	RODRIGUEZ, RAUL R	491.79	819.00
USPS PO 4820250415	1,225.00	1270	RODRIGUEZ, RAUL R	491.79	819.00
CORPUS CHRISTI CALLER	2,531.70	1270	MENDOZA, ANNETTE	491.79	498.53
FEDEX 164719883	74.46	1270	MENDOZA, ANNETTE	491.79	498.53
LIVESTOCK WEEKLY	135.00	1270	MENDOZA, ANNETTE	491.79	498.53
TEXAS DEER ASSOCIATION	250.00	1270	MENDOZA, ANNETTE	491.79	498.53
A&W OFFICE SUPPLY	7,629.74	1270	HERNANDEZ, ERICA ANN	491.79	397.32
ACAD FORENSIC PATHOL	350.00	1270	HERNANDEZ, ERICA ANN	491.79	397.32
AMAZON MKTPLACE PMTS	568.69	1270	HERNANDEZ, ERICA ANN	491.79	397.32
AMAZON MKTPLACE PMTS WWW.	32.29	1270	HERNANDEZ, ERICA ANN	491.79	397.32
AMAZON.COM	520.36	1270	HERNANDEZ, ERICA ANN	491.79	397.32
CC DISTRIBUTORS	633.80	1270	HERNANDEZ, ERICA ANN	491.79	397.32
COASTAL OFFICE SOLUTIONS	3,758.03	1270	HERNANDEZ, ERICA ANN	491.79	397.32
CORPUS CHRISTI ELECTRIC	484.99	1270	HERNANDEZ, ERICA ANN	491.79	397.32
CORPUS CHRISTI STAMPWORKS	717.70	1270	HERNANDEZ, ERICA ANN	491.79	397.32
FASCLAMPITT CC	1,037.81	1270	HERNANDEZ, ERICA ANN	491.79	397.32
GATEWAY PRINTING & OFFICE	10,732.60	1270	HERNANDEZ, ERICA ANN	491.79	397.32
GULF COAST PAPER COMPANY-	15,327.86	1270	HERNANDEZ, ERICA ANN	491.79	397.32
ITD PRINT SOLUTIONS	336.00	1270	HERNANDEZ, ERICA ANN	491.79	397.32
MOORE MEDICAL LLC	1,759.99	1270	HERNANDEZ, ERICA ANN	491.79	397.32
NNA SERVICES LLC	276.00	1270	HERNANDEZ, ERICA ANN	491.79	397.32
OFFICE DEPOT #5910	95.76	1270	HERNANDEZ, ERICA ANN	491.79	397.32
POSTNET	238.35	1270	HERNANDEZ, ERICA ANN	491.79	397.32
ALTEX ELECTRONICS 1061	35.96	1270	RAMIREZ, ROMEO ANTHONY	491.79	137.52
BEST BUY 00002352	164.97	1270	RAMIREZ, ROMEO ANTHONY	491.79	137.52
DAILY WELLS COMMUNICATIO	850.00	1270	RAMIREZ, ROMEO ANTHONY	491.79	137.52
LIND ELECTRONICS	138.74	1270	RAMIREZ, ROMEO ANTHONY	491.79	137.52

Nueces County
Transaction Totals by Department Average
Statement Date(s): 01/28/2018

Merchant	Amount	Department	Card Holder Name	Average Transaction per Dept	Average Transaction per Cardholder
LNSTARPROD	1,081.55	1270	RAMIREZ, ROMEO ANTHONY	491.79	137.52
NUECES CO TX - GOV PAY FE	15.00	1270	RAMIREZ, ROMEO ANTHONY	491.79	137.52
NUECES CO TX-TAC-MOTOR	274.25	1270	RAMIREZ, ROMEO ANTHONY	491.79	137.52
SQ RCN COMMUNICATI	27.49	1270	RAMIREZ, ROMEO ANTHONY	491.79	137.52
TOLL/MSB 888-811-4565	4.90	1270	RAMIREZ, ROMEO ANTHONY	491.79	137.52
TXTAG 888 468 9824	19.95	1270	RAMIREZ, ROMEO ANTHONY	491.79	137.52
ARC CORPUS CHRISTI 15	277.15	1570	GAMEZ, JAMES R	283.16	680.82
PROFIRE PROTECTION INC.	1,376.95	1570	GAMEZ, JAMES R	283.16	680.82
SQ GOSQ.COM TIMOTHY WELK	800.00	1570	GAMEZ, JAMES R	283.16	680.82
SQ TOTAL PROTECTION SYST	950.00	1570	GAMEZ, JAMES R	283.16	680.82
A PLUS PLUMBING AND RE	382.50	1570	FLORES, RICHARD	283.16	472.12
GRAYBAR ELECTRIC COMPANY	98.40	1570	FLORES, RICHARD	283.16	472.12
JOHNSON CONTROLS SS	1,879.68	1570	FLORES, RICHARD	283.16	472.12
A PLUS PLUMBING AND RE	605.75	1570	RIOS, BOBBY C	283.16	420.97
ALLIED ELECTRONICS INC	373.42	1570	RIOS, BOBBY C	283.16	420.97
IN PRECISION ENGINEERED	753.00	1570	RIOS, BOBBY C	283.16	420.97
JOHNSON CONTROLS SS	1,036.40	1570	RIOS, BOBBY C	283.16	420.97
JOHNSTONE SPLY AT CORPUS	194.87	1570	RIOS, BOBBY C	283.16	420.97
PRAXAIR DIST INC 70245	45.31	1570	RIOS, BOBBY C	283.16	420.97
PROF PLUMBING GROUP	1,848.86	1570	RIOS, BOBBY C	283.16	420.97
THE HOME DEPOT 6584	23.88	1570	RIOS, BOBBY C	283.16	420.97
WORTH HYDROCHEM OF CORPUS	900.00	1570	RIOS, BOBBY C	283.16	420.97
WW GRAINGER	112.08	1570	RIOS, BOBBY C	283.16	420.97
A PLUS PLUMBING AND RE	1,320.00	1570	CASTILLO, NOE C	283.16	382.49
ALBERT STERLING AND ASSOC	610.00	1570	CASTILLO, NOE C	283.16	382.49
CRAWFORD CORPUS CHRISTI	129.00	1570	CASTILLO, NOE C	283.16	382.49
FASTENAL COMPANY01	116.05	1570	CASTILLO, NOE C	283.16	382.49
FERGUSON ENT # 116	59.00	1570	CASTILLO, NOE C	283.16	382.49
PROF PLUMBING GROUP	916.12	1570	CASTILLO, NOE C	283.16	382.49
TAMPERPROOF SCREW CO.INC	293.96	1570	CASTILLO, NOE C	283.16	382.49
THE HOME DEPOT 526	357.00	1570	CASTILLO, NOE C	283.16	382.49
ZORO TOOLS INC	406.30	1570	CASTILLO, NOE C	283.16	382.49
ASHMORE PAINT CO INC	989.15	1570	MOYA, RUDY G	283.16	278.54

Nueces County
Transaction Totals by Department Average
Statement Date(s): 01/28/2018

Merchant	Amount	Department	Card Holder Name	Average Transaction per Dept	Average Transaction per Cardholder
CORPUS CHRISTI SAFE AND L	125.00	1570	MOYA, RUDY G	283.16	278.54
AMAZON MKTPLACE PMTS	613.87	1570	HOGWOOD, CHARLES EUGENE	283.16	198.65
AMAZON MKTPLACE PMTS WWW.	417.36	1570	HOGWOOD, CHARLES EUGENE	283.16	198.65
GRAYBAR ELECTRIC	173.84	1570	HOGWOOD, CHARLES EUGENE	283.16	198.65
GRAYBAR ELECTRIC COMPANY	484.96	1570	HOGWOOD, CHARLES EUGENE	283.16	198.65
MUNIZ ELECTRICAL AND COOL	1,553.18	1570	HOGWOOD, CHARLES EUGENE	283.16	198.65
THE HOME DEPOT #6584	133.91	1570	HOGWOOD, CHARLES EUGENE	283.16	198.65
BROOKS TIRE INC	70.55	1570	CRUTCHFIELD, ROCKY J	283.16	174.74
FERGUSON ENT # 116	66.60	1570	CRUTCHFIELD, ROCKY J	283.16	174.74
GRAYBAR ELECTRIC COMPANY	88.12	1570	CRUTCHFIELD, ROCKY J	283.16	174.74
IN PRO TECH MECHANICAL I	1,701.50	1570	CRUTCHFIELD, ROCKY J	283.16	174.74
IN PROTEX RESTAURANT SER	244.99	1570	CRUTCHFIELD, ROCKY J	283.16	174.74
IN TROYS FENCE	250.00	1570	CRUTCHFIELD, ROCKY J	283.16	174.74
JOHNSTONE SPLY AT CORPUS	146.58	1570	CRUTCHFIELD, ROCKY J	283.16	174.74
SIMPLEXGRINNELL	339.60	1570	CRUTCHFIELD, ROCKY J	283.16	174.74
THE HOME DEPOT #6584	123.89	1570	CRUTCHFIELD, ROCKY J	283.16	174.74
THE HOME DEPOT 6564	59.96	1570	CRUTCHFIELD, ROCKY J	283.16	174.74
THE HOME DEPOT 6584	209.45	1570	CRUTCHFIELD, ROCKY J	283.16	174.74
WESTERN AUTO ACE HARDWAR	18.77	1570	CRUTCHFIELD, ROCKY J	283.16	174.74
ENSYSYTEX II	150.00	1570	HINOJOSA, VICTOR A	283.16	105.36
PROFIRE PROTECTION INC.	108.03	1570	HINOJOSA, VICTOR A	283.16	105.36
UNIVAR USA INC	58.05	1570	HINOJOSA, VICTOR A	283.16	105.36
PRAXAIR DISTRIBUTION I	87.00	1570	HARTUNG, MARY ANNE	283.16	87.00
A & B PLASTICS AND FABRIC	217.50	1570	PERALES, ERNESTO GALLEGOS	283.16	83.92
BIRDS RUBBER STAMPS	15.00	1570	PERALES, ERNESTO GALLEGOS	283.16	83.92
COASTAL A.D.S INC.	114.00	1570	PERALES, ERNESTO GALLEGOS	283.16	83.92
CORPUS CHRISTI SAFE AND L	157.00	1570	PERALES, ERNESTO GALLEGOS	283.16	83.92
BROOKS TIRE INC	25.00	1570	PALACIOS JR, NICK	283.16	25.87
EWALD KUBOTA - CORPUS CHR	26.74	1570	PALACIOS JR, NICK	283.16	25.87
AMBIT TEXAS LLC	360.93	4130	MARTINEZ, SARAH EVETTE	248.19	248.19

Nueces County
Transaction Totals by Department Average
Statement Date(s): 01/28/2018

Merchant	Amount	Department	Card Holder Name	Average Transaction per Dept	Average Transaction per Cardholder
BOUNCE ENERGY INC	98.93	4130	MARTINEZ, SARAH EVETTE	248.19	248.19
BREEZE ENERGY LLC	89.27	4130	MARTINEZ, SARAH EVETTE	248.19	248.19
CITY OF CORPUS CHRISTI	737.16	4130	MARTINEZ, SARAH EVETTE	248.19	248.19
GREEN MOUNTAIN ENERGY	163.10	4130	MARTINEZ, SARAH EVETTE	248.19	248.19
GUARDIAN FUNERAL HOME & C	1,713.00	4130	MARTINEZ, SARAH EVETTE	248.19	248.19
JUST ENERGY	409.28	4130	MARTINEZ, SARAH EVETTE	248.19	248.19
RELIANT ENERGY	302.40	4130	MARTINEZ, SARAH EVETTE	248.19	248.19
STREAM ENERGY/EZ-PAY	100.42	4130	MARTINEZ, SARAH EVETTE	248.19	248.19
TREVINO FUNERAL HOME	621.00	4130	MARTINEZ, SARAH EVETTE	248.19	248.19
TRIEAGLE ENERGY LP	82.82	4130	MARTINEZ, SARAH EVETTE	248.19	248.19
TXU BILL PAYMENT	1,030.01	4130	MARTINEZ, SARAH EVETTE	248.19	248.19
HYATT REGENCY HOUSTON	2,396.34	0402	CAIN, MORIA COOPERMAN	244.22	534.89
SKILLPATH / NATIONAL	239.18	0402	CAIN, MORIA COOPERMAN	244.22	534.89
SOUTHWES 5261400277953	554.36	0402	CAIN, MORIA COOPERMAN	244.22	534.89
SOUTHWES 5261400280125	554.36	0402	CAIN, MORIA COOPERMAN	244.22	534.89
ARC SERVICES/TRAINING	224.00	0402	LAVERS, THOMAS EARL	244.22	224.00
AN CHEVROLET N CORPUS	84.75	0402	HERNANDEZ, ELIZABETH R	244.22	84.75
HYATT REGENCY HOUSTON	155.88	0402	SHULL, WILLIAM AGUSTIN	244.22	77.94
AMAZON MKTPLACE PMTS	34.31	0402	SVEHLA, STANLEY COY	244.22	75.07
DNH GODADDY.COM	214.84	0402	SVEHLA, STANLEY COY	244.22	75.07
HCTRA EZ TAG ONLINE	17.25	0402	SVEHLA, STANLEY COY	244.22	75.07
R & R AWARDS	363.82	0402	SVEHLA, STANLEY COY	244.22	75.07
TOLL/MSB 888-811-4565	1.33	0402	SVEHLA, STANLEY COY	244.22	75.07
TXTAG 888 468 9824	44.07	0402	SVEHLA, STANLEY COY	244.22	75.07
AMAZON MKTPLACE PMTS	409.36	6310	CHAPA, LAURA A	238.28	289.50
AMAZON.COM	117.30	6310	CHAPA, LAURA A	238.28	289.50
DEMCO INC	524.57	6310	CHAPA, LAURA A	238.28	289.50
TECHSOUP	1,450.00	6310	CHAPA, LAURA A	238.28	289.50
TEXAS LIBRARY ASSN	360.00	6310	CHAPA, LAURA A	238.28	289.50
WM SUPERCENTER #464	65.27	6310	CHAPA, LAURA A	238.28	289.50
WONDER WORKSHOP	258.00	6310	CHAPA, LAURA A	238.28	289.50
AGENT FEE 8900729284177	40.00	6310	GARZA, IDA GONZALEZ	238.28	144.37
PLA	280.00	6310	GARZA, IDA GONZALEZ	238.28	144.37
THE HOME DEPOT #6564	85.24	6310	GARZA, IDA GONZALEZ	238.28	144.37
UNITED 0167032911869	461.00	6310	GARZA, IDA GONZALEZ	238.28	144.37
OREILLY AUTO #1982	2,498.20	3850	GARZA, GILBERTO VASQUEZ	233.35	2,498.20
HWY 44 AUTO PARTS	1,218.00	3850	PEREZ, EFRAIN	233.35	168.40
OREILLY AUTO #1982	137.04	3850	PEREZ, EFRAIN	233.35	168.40

Nueces County
Transaction Totals by Department Average
Statement Date(s): 01/28/2018

Merchant	Amount	Department	Card Holder Name	Average Transaction per Dept	Average Transaction per Cardholder
STEVE S AUTO SERVICE	110.00	3850	PEREZ, EFRAIN	233.35	168.40
TRACTOR SUPPLY #333	218.94	3850	PEREZ, EFRAIN	233.35	168.40
ALAN T FISHER PHD PC	390.00	3850	MARTIN, VANESSA	233.35	103.91
ASTROMATIC CAR WAS	51.00	3850	MARTIN, VANESSA	233.35	103.91
DAILY WELLS COMMUNICATIO	17.00	3850	MARTIN, VANESSA	233.35	103.91
HESSELBEIN TIRE SW	123.43	3850	MARTIN, VANESSA	233.35	103.91
OREILLY AUTO #1982	146.11	3850	MARTIN, VANESSA	233.35	103.91
ROBLES TIRE RECYCLING	80.00	3850	MARTIN, VANESSA	233.35	103.91
TEXAS ASSOCIATION OF C	95.00	3850	MARTIN, VANESSA	233.35	103.91
USPS PO 4876650380	32.75	3850	MARTIN, VANESSA	233.35	103.91
VIP CAR WASH & SUPER	103.80	3850	MARTIN, VANESSA	233.35	103.91
OREILLY AUTO #1982	145.85	3850	RAMOS JR, ROBERTO	233.35	72.93
BIRDS RUBBER STAMPS	221.70	1200	BENAVIDEZ, RAFAEL G	221.70	221.70
COOPER EQUIPMENT	477.08	0120	LOPEZ, ROSIE LAMAR	206.10	1,000.96
DOGGETT HM #2	1,464.27	0120	LOPEZ, ROSIE LAMAR	206.10	1,000.96
LITHIA FLCC LLC	1,132.86	0120	LOPEZ, ROSIE LAMAR	206.10	1,000.96
S&S CORPUS	929.61	0120	LOPEZ, ROSIE LAMAR	206.10	1,000.96
AMER SOC CIVIL ENGINEERS	311.00	0120	MORENO, YOLANDA	206.10	599.60
ARC CORPUS CHRISTI 15	277.15	0120	MORENO, YOLANDA	206.10	599.60
BLUE 360 MEDIA	80.50	0120	MORENO, YOLANDA	206.10	599.60
HANSON PIPE CORPORATE	2,020.00	0120	MORENO, YOLANDA	206.10	599.60
INSTITUTE OF TRANSPORTATI	300.00	0120	MORENO, YOLANDA	206.10	599.60
TCEQ EPAYMENT	900.00	0120	MORENO, YOLANDA	206.10	599.60
TX DEPT AGRICULTUR	230.82	0120	MORENO, YOLANDA	206.10	599.60
VULCAN INC	1,876.50	0120	MORENO, YOLANDA	206.10	599.60
CHEMSEARCH	996.00	0120	MORADO, ROBERT LUIS	206.10	436.52
THE HOME DEPOT #6584	211.59	0120	MORADO, ROBERT LUIS	206.10	436.52
VULCAN INC	975.00	0120	MORADO, ROBERT LUIS	206.10	436.52
AUTOZONE #1416	59.98	0120	ORTIZ, CIPRIANO	206.10	341.08
GCR TIRE CENTER #630	701.52	0120	ORTIZ, CIPRIANO	206.10	341.08
SOUTHERN TIRE MART	1,285.00	0120	ORTIZ, CIPRIANO	206.10	341.08
HELENA CHEM CO 25041	250.00	0120	YBARRA, EDUARDO C	206.10	243.33
WILBUR ELLIS TAFT	480.00	0120	YBARRA, EDUARDO C	206.10	243.33
C.C. BATTERY COMPANY	174.90	0120	CISNEROS, SIMON G	206.10	221.81
CORPUS CHRISTI FREIGHTLIN	200.46	0120	CISNEROS, SIMON G	206.10	221.81
FLEETPRIDE 155	228.91	0120	CISNEROS, SIMON G	206.10	221.81
HOLT CAT CORPUS - MC	351.88	0120	CISNEROS, SIMON G	206.10	221.81
KENNEDY WIRE ROPE AND	274.88	0120	CISNEROS, SIMON G	206.10	221.81

Nueces County
Transaction Totals by Department Average
Statement Date(s): 01/28/2018

Merchant	Amount	Department	Card Holder Name	Average Transaction per Dept	Average Transaction per Cardholder
OREILLY AUTO #1982	179.26	0120	CISNEROS, SIMON G	206.10	221.81
ROBSTOWN HARDWARE CO INC	1,125.76	0120	CISNEROS, SIMON G	206.10	221.81
SHEINBERG TOOL CO INC	29.91	0120	CISNEROS, SIMON G	206.10	221.81
SOUTHERN TIRE MART	1,016.00	0120	CISNEROS, SIMON G	206.10	221.81
TRUCKERS EQUIPMENT 1	110.44	0120	CISNEROS, SIMON G	206.10	221.81
VOLVO TRUCKS OF TE	0.00	0120	CISNEROS, SIMON G	206.10	221.81
WOODYS TRUCK CENTER	78.43	0120	CISNEROS, SIMON G	206.10	221.81
CBS RENTAL & SUPPLY	47.89	0120	SANCHEZ, JOSE LUIS	206.10	204.48
DELTA SPECIALTIES SU	978.32	0120	SANCHEZ, JOSE LUIS	206.10	204.48
GULF COAST NUT & BOLT SUP	113.22	0120	SANCHEZ, JOSE LUIS	206.10	204.48
OREILLY AUTO #0445	16.99	0120	SANCHEZ, JOSE LUIS	206.10	204.48
OREILLY AUTO #1982	35.96	0120	SANCHEZ, JOSE LUIS	206.10	204.48
SHEINBERG TOOL CO INC	239.00	0120	SANCHEZ, JOSE LUIS	206.10	204.48
CBS RENTAL & SUPPLY	360.00	0120	GARCIA, JERRY	206.10	152.22
IN CORPUS CHRISTI CONTAI	80.00	0120	GARCIA, JERRY	206.10	152.22
NSC NORTHERN SAFETY CO	16.66	0120	GARCIA, JERRY	206.10	152.22
BOOTIE SHOE COVER INC	150.60	0120	WHITE, DOROTHY ARLENE	206.10	132.80
DELTA SPECIALTIES SU	115.00	0120	WHITE, DOROTHY ARLENE	206.10	132.80
CARQUEST 5287	54.24	0120	MARTINEZ JR, ARTURO	206.10	124.81
COASTAL DIESEL	178.73	0120	MARTINEZ JR, ARTURO	206.10	124.81
CORPUS CHRISTI FREIGHTLIN	618.43	0120	MARTINEZ JR, ARTURO	206.10	124.81
DOGGETT HM #2	26.63	0120	MARTINEZ JR, ARTURO	206.10	124.81
FLEETPRIDE 155	41.95	0120	MARTINEZ JR, ARTURO	206.10	124.81
GULF COAST NUT & BOLT SUP	16.17	0120	MARTINEZ JR, ARTURO	206.10	124.81
HOLT CAT CORPUS - MC	501.86	0120	MARTINEZ JR, ARTURO	206.10	124.81
INTERNATIONAL ELECTRONICS	209.88	0120	MARTINEZ JR, ARTURO	206.10	124.81
LITHIA FLCC LLC	103.28	0120	MARTINEZ JR, ARTURO	206.10	124.81
MCCOYS #17	40.94	0120	MARTINEZ JR, ARTURO	206.10	124.81
MOMAR INC	246.09	0120	MARTINEZ JR, ARTURO	206.10	124.81
RAM PRODUCTS LTD.	185.27	0120	MARTINEZ JR, ARTURO	206.10	124.81
ROBSTOWN HARDWARE CO INC	20.83	0120	MARTINEZ JR, ARTURO	206.10	124.81
S&S CORPUS	94.63	0120	MARTINEZ JR, ARTURO	206.10	124.81
SECCO INC	1,001.10	0120	MARTINEZ JR, ARTURO	206.10	124.81
SHEINBERG TOOL CO INC	486.08	0120	MARTINEZ JR, ARTURO	206.10	124.81
SOUTHWEST WHEEL CO COR	59.87	0120	MARTINEZ JR, ARTURO	206.10	124.81

Nueces County
Transaction Totals by Department Average
Statement Date(s): 01/28/2018

Merchant	Amount	Department	Card Holder Name	Average Transaction per Dept	Average Transaction per Cardholder
TEXAS OVERHEAD DOOR	158.00	0120	MARTINEZ JR, ARTURO	206.10	124.81
THE HOME DEPOT #6584	23.96	0120	MARTINEZ JR, ARTURO	206.10	124.81
THE HOME DEPOT 6564	41.94	0120	MARTINEZ JR, ARTURO	206.10	124.81
TIFCO INDUSTRIES INC	121.41	0120	MARTINEZ JR, ARTURO	206.10	124.81
TRUCKERS EQUIPMENT 1	217.98	0120	MARTINEZ JR, ARTURO	206.10	124.81
WAUKESHA-PEARCE CORPUS	28.43	0120	MARTINEZ JR, ARTURO	206.10	124.81
WOODYS TRUCK CENTER	15.51	0120	MARTINEZ JR, ARTURO	206.10	124.81
THE HOME DEPOT #6564	105.00	0120	JAQUEZ, NOE F	206.10	105.00
AIRGAS CENTRAL	205.09	0120	MERCADO, SANTIAGO	206.10	97.02
ARNOLD OIL COMPANY	59.26	0120	MERCADO, SANTIAGO	206.10	97.02
BUSTERS BUTANE	24.00	0120	MERCADO, SANTIAGO	206.10	97.02
CARQUEST 5287	221.75	0120	MERCADO, SANTIAGO	206.10	97.02
COASTAL DIESEL	245.92	0120	MERCADO, SANTIAGO	206.10	97.02
CORPUS CHRISTI FREIGHTLIN	796.23	0120	MERCADO, SANTIAGO	206.10	97.02
CREAGER TIRE AND BATTERY	7.00	0120	MERCADO, SANTIAGO	206.10	97.02
EDDIES GULF RADIATOR	100.00	0120	MERCADO, SANTIAGO	206.10	97.02
GCR TIRE CENTER #630	139.99	0120	MERCADO, SANTIAGO	206.10	97.02
HOLT CAT CORPUS - MC	467.42	0120	MERCADO, SANTIAGO	206.10	97.02
HUSKY TRAILER& PARTS CO	74.19	0120	MERCADO, SANTIAGO	206.10	97.02
INTERNATIONAL ELECTRONICS	7.80	0120	MERCADO, SANTIAGO	206.10	97.02
IWS GAS AND SUPPLY OF TX	162.17	0120	MERCADO, SANTIAGO	206.10	97.02
LITHIA FLCC LLC	214.56	0120	MERCADO, SANTIAGO	206.10	97.02
NSC NORTHERN SAFETY CO	23.00	0120	MERCADO, SANTIAGO	206.10	97.02
OIL PATCH PETROLEUM INC	42.25	0120	MERCADO, SANTIAGO	206.10	97.02
ROBSTOWN HARDWARE CO INC	607.54	0120	MERCADO, SANTIAGO	206.10	97.02
SAMES FORD LINCOLN	60.83	0120	MERCADO, SANTIAGO	206.10	97.02
SHEINBERG TOOL CO INC	440.77	0120	MERCADO, SANTIAGO	206.10	97.02
STEWART DEAN BEARING COMP	274.25	0120	MERCADO, SANTIAGO	206.10	97.02
THE HOME DEPOT 6564	27.98	0120	MERCADO, SANTIAGO	206.10	97.02
TRUCKERS EQUIPMENT 1	197.00	0120	MERCADO, SANTIAGO	206.10	97.02
VOLVO TRUCKS OF TE	194.97	0120	MERCADO, SANTIAGO	206.10	97.02
WAUKESHA-PEARCE CORPUS	693.43	0120	MERCADO, SANTIAGO	206.10	97.02
WOODYS TRUCK CENTER	145.73	0120	MERCADO, SANTIAGO	206.10	97.02
SCANTRON CORPORATION	2,545.00	3700	PEREZ, DANIEL T	190.98	2,545.00

Nueces County
Transaction Totals by Department Average
Statement Date(s): 01/28/2018

Merchant	Amount	Department	Card Holder Name	Average Transaction per Dept	Average Transaction per Cardholder
OFFICE DEPOT #70	1,099.90	3700	ARANDA, JUAN JOSE	190.98	1,099.90
ANNAVILLE MUFFLER & AUTOM	7.00	3700	LORBERAU, DANIEL SCOTT	190.98	506.52
GALVANS PAINT & BODY LLC	2,086.00	3700	LORBERAU, DANIEL SCOTT	190.98	506.52
HARBOR FREIGHT TOOLS 71	39.99	3700	LORBERAU, DANIEL SCOTT	190.98	506.52
SAMS CLUB #8267	399.60	3700	LORBERAU, DANIEL SCOTT	190.98	506.52
BOOT BARN #169/BASKINS	99.98	3700	GONZALEZ, ADAM S	190.98	424.99
GALVANS PAINT & BODY LLC	750.00	3700	GONZALEZ, ADAM S	190.98	424.99
BOOTS N BRITCHES	56.00	3700	MARTINEZ, CYNTHIA LAURA	190.98	407.13
HERO 247	770.00	3700	MARTINEZ, CYNTHIA LAURA	190.98	407.13
OFFICE DEPOT #70	92.45	3700	MARTINEZ, CYNTHIA LAURA	190.98	407.13
TWC TIME WARNER CABLE	710.05	3700	MARTINEZ, CYNTHIA LAURA	190.98	407.13
DISCOUNT-TIRE-CO TXC-05	389.00	3700	VICKERS, RUSSELL BLAIR	190.98	389.00
DISCOUNT-TIRE-CO TXC-05	339.00	3700	ESCOBAR, JOE O	190.98	339.00
ANNAVILLE MUFFLER & AUTOM	322.99	3700	MARTINEZ, MARCUS D	190.98	326.12
GOODYEAR TIRE #4739	329.24	3700	MARTINEZ, MARCUS D	190.98	326.12
ED BURKES AUTO	230.00	3700	MORENO, ERNESTO AURELIO	190.98	167.50
GALLS	105.00	3700	MORENO, ERNESTO AURELIO	190.98	167.50
FIRESTONE 678791	7.00	3700	WILLOUGHBY III, WILLIAM F	190.98	143.95
H&L DISCOUNT OIL CO	567.70	3700	WILLOUGHBY III, WILLIAM F	190.98	143.95
SUNRISE VENDING LLC	1.10	3700	WILLOUGHBY III, WILLIAM F	190.98	143.95
OSO CREEK A H #630	279.32	3700	WOOD, ERIC	190.98	111.99
WM SUPERCENTER #464	56.64	3700	WOOD, ERIC	190.98	111.99
ARNOLD OIL COMPANY	105.50	3700	RODRIGUEZ, NATIVIDAD	190.98	105.50
NOTARIES.COM	199.90	3700	BOLTZ, PATRICIA	190.98	99.95
BROOKS TIRE INC	7.00	3700	ROCHA, JANIE MARIE	190.98	95.38
DAILY WELLS COMMUNICATIO	144.50	3700	ROCHA, JANIE MARIE	190.98	95.38
ED BURKES AUTO	230.00	3700	ROCHA, JANIE MARIE	190.98	95.38
PETCO 1425 63514251	93.98	3700	DORR, CHRISTOPHER EMBERT	190.98	93.98
BOBS CITY GARAGE	163.00	3700	RICHARDSON, DANA E	190.98	85.00
SHAFFERS MUFFLER AND AUTO	7.00	3700	RICHARDSON, DANA E	190.98	85.00
TRUCKERS EQUIPMENT 1	77.34	3700	NUNEZ, EDUARDO	190.98	77.34
CONOCO - YESWAY 1068	56.00	3700	GARZA, DANIEL V	190.98	72.27
HOLIDAY INN EXPRESS	370.64	3700	GARZA, DANIEL V	190.98	72.27
WHATABURGER 524 Q26	6.97	3700	GARZA, DANIEL V	190.98	72.27
BJS FAMOUS UNIFORMS	69.98	3700	CALZADA, ALLON	190.98	69.98
GULF COAST PAPER COM	96.97	3700	ROSENBAUM, SYLVIA A	190.98	67.22

Nueces County
Transaction Totals by Department Average
Statement Date(s): 01/28/2018

Merchant	Amount	Department	Card Holder Name	Average Transaction per Dept	Average Transaction per Cardholder
THE HOME DEPOT #0526	81.83	3700	ROSENBAUM, SYLVIA A	190.98	67.22
WAL-MART #0470	65.71	3700	ROSENBAUM, SYLVIA A	190.98	67.22
WM SUPERCENTER #470	24.37	3700	ROSENBAUM, SYLVIA A	190.98	67.22
NOTARIES.COM	99.95	3700	COOPER, LANCE EUGENE	190.98	60.86
WM SUPERCENTER #1494	21.76	3700	COOPER, LANCE EUGENE	190.98	60.86
DAILY WELLS COMMUNICATIO	55.25	3700	MARTINEZ, JOHN MATTHEW	190.98	55.25
WALMART.COM 8009666546	50.82	3700	GAMEZ, PATRICIA GALLARDO	190.98	50.82
A WAVELL FLAGPOLE LLC	45.00	3700	ROUSH, MARSHALL S	190.98	48.58
DISCOUNT LOCKSMITH AND SU	87.75	3700	ROUSH, MARSHALL S	190.98	48.58
GOODYEAR TIRE #4739	164.37	3700	ROUSH, MARSHALL S	190.98	48.58
MCCOYS #17	9.98	3700	ROUSH, MARSHALL S	190.98	48.58
OREILLY AUTO #1441	5.41	3700	ROUSH, MARSHALL S	190.98	48.58
SHERWIN WILLIAMS 708584	55.82	3700	ROUSH, MARSHALL S	190.98	48.58
WAL-MART #0470	68.87	3700	ROUSH, MARSHALL S	190.98	48.58
HOBBY-LOBBY #0066	42.13	3700	KAELIN, JIMMIE DALE	190.98	42.13
DTV DIRECTV SERVICE	33.06	3700	GALVAN, JOHN A	190.98	33.06
ANNAVILLE MUFFLER & AUTOM	7.00	3700	VOLKMAN, ROBERT ALLEN	190.98	20.43
MCCOYS #17	32.86	3700	VOLKMAN, ROBERT ALLEN	190.98	20.43
THE HOME DEPOT 526	21.42	3700	VOLKMAN, ROBERT ALLEN	190.98	20.43
INTERSTATE BATTERIES	15.92	3700	WHITE, DUSTIN WAYNE	190.98	16.57
WAL-MART #0470	17.22	3700	WHITE, DUSTIN WAYNE	190.98	16.57
WAL-MART #0470	13.11	3700	CAMPOS, FRANCISCO	190.98	13.11
SHAFFERS MUFFLER AND AUTO	7.00	3700	GARZA JR, ROBERTO D	190.98	7.00
MCCOYS #17	2.98	3700	ACEVEDO, FELIX R	190.98	0.99
HEB #462	466.02	1245	GUERRA, JULIE	184.26	184.26
PAYPAL COASTALBEND	86.75	1245	GUERRA, JULIE	184.26	184.26
HEB #184	1,134.84	4110	RACH, REBECCA S	172.28	667.42
STANTON OPTICAL	200.00	4110	RACH, REBECCA S	172.28	667.42
AMBIT TEXAS LLC	80.27	4110	HERRERA, VERONICA ELIZABETH	172.28	191.05
AMIGO ENERGY	404.62	4110	HERRERA, VERONICA ELIZABETH	172.28	191.05
AXON POWER	66.23	4110	HERRERA, VERONICA ELIZABETH	172.28	191.05
CC DISTRIBUTORS	61.14	4110	HERRERA, VERONICA ELIZABETH	172.28	191.05
CITY OF CORPUS CHRISTI	2,543.38	4110	HERRERA, VERONICA ELIZABETH	172.28	191.05
FRONTIER UTILITIES	446.02	4110	HERRERA, VERONICA ELIZABETH	172.28	191.05

Nueces County
Transaction Totals by Department Average
Statement Date(s): 01/28/2018

Merchant	Amount	Department	Card Holder Name	Average Transaction per Dept	Average Transaction per Cardholder
FSI CPL RETAIL	234.99	4110	HERRERA, VERONICA ELIZABETH	172.28	191.05
FSI DIRECT ENERGY	147.47	4110	HERRERA, VERONICA ELIZABETH	172.28	191.05
FSI FIRST CHOICE POWER	258.13	4110	HERRERA, VERONICA ELIZABETH	172.28	191.05
GUARDIAN FUNERAL HOME & C	1,342.00	4110	HERRERA, VERONICA ELIZABETH	172.28	191.05
JUST ENERGY	58.62	4110	HERRERA, VERONICA ELIZABETH	172.28	191.05
PYL VALCAP GROUP LLC	401.06	4110	HERRERA, VERONICA ELIZABETH	172.28	191.05
RELIANT ENERGY	415.79	4110	HERRERA, VERONICA ELIZABETH	172.28	191.05
STREAM ENERGY/EZ-PAY	75.95	4110	HERRERA, VERONICA ELIZABETH	172.28	191.05
TREVINO FUNERAL HOME	1,913.00	4110	HERRERA, VERONICA ELIZABETH	172.28	191.05
TXU BILL PAYMENT	1,485.80	4110	HERRERA, VERONICA ELIZABETH	172.28	191.05
RED ROOF INN	367.15	4110	MITSUI, ELAYNE C	172.28	170.05
WM SUPERCENTER #470	143.00	4110	MITSUI, ELAYNE C	172.28	170.05
AMBIT TEXAS LLC	177.50	4110	GARZA, MARGARITA P	172.28	146.64
BILL SERVICING	3.50	4110	GARZA, MARGARITA P	172.28	146.64
CITY OF CORPUS CHRISTI	258.36	4110	GARZA, MARGARITA P	172.28	146.64
ENTRUST ENER GY	216.92	4110	GARZA, MARGARITA P	172.28	146.64
FSI CPL RETAIL	145.94	4110	GARZA, MARGARITA P	172.28	146.64
FSI FIRST CHOICE POWER	116.34	4110	GARZA, MARGARITA P	172.28	146.64
JUST ENERGY	141.38	4110	GARZA, MARGARITA P	172.28	146.64
NUECES COUNTY WATER DISCT	842.91	4110	GARZA, MARGARITA P	172.28	146.64
NUECES ELECTRIC COOP	584.28	4110	GARZA, MARGARITA P	172.28	146.64
NUECES ELECTRIC COOP RET	175.00	4110	GARZA, MARGARITA P	172.28	146.64
NUECES WATER SUPPLY CORPO	84.95	4110	GARZA, MARGARITA P	172.28	146.64
RELIANT ENERGY	404.84	4110	GARZA, MARGARITA P	172.28	146.64
ROBSTOWN UTILITY SYSTEMS	5,801.00	4110	GARZA, MARGARITA P	172.28	146.64
TARA ENERGY	94.37	4110	GARZA, MARGARITA P	172.28	146.64
TPG DRISCOLLTXUTILITIES	67.79	4110	GARZA, MARGARITA P	172.28	146.64
TXU BILL PAYMENT	339.58	4110	GARZA, MARGARITA P	172.28	146.64
VIOLETWATERSUPPLY VCN	77.10	4110	GARZA, MARGARITA P	172.28	146.64
NUECES ELECTRIC COOP	70.22	4110	WOOLDRIDGE, LAURA ANNETTE	172.28	130.46

Nueces County
Transaction Totals by Department Average
Statement Date(s): 01/28/2018

Merchant	Amount	Department	Card Holder Name	Average Transaction per Dept	Average Transaction per Cardholder
ROBSTOWN UTILITY SYSTEMS	820.70	4110	WOOLDRIDGE, LAURA ANNETTE	172.28	130.46
USPS PO 4876650380	6.59	4110	WOOLDRIDGE, LAURA ANNETTE	172.28	130.46
WM SUPERCENTER #464	15.68	4110	WOOLDRIDGE, LAURA ANNETTE	172.28	130.46
LITHIA FLCC LLC	156.60	3092	DIAZ JR, DONACIANO R	164.99	164.99
SAMES FORD LINCOLN	173.38	3092	DIAZ JR, DONACIANO R	164.99	164.99
ATT BILL PAYMENT	41.51	0180	SCOTT, ALANA KAY	164.21	490.79
ISLAND TIRE AND AUTOMOTIV	2,068.39	0180	SCOTT, ALANA KAY	164.21	490.79
JEANS RESTAURANT SUPPLY	297.50	0180	SCOTT, ALANA KAY	164.21	490.79
USPS PO 4820210418	10.86	0180	SCOTT, ALANA KAY	164.21	490.79
WAL-MART #0490	35.71	0180	SCOTT, ALANA KAY	164.21	490.79
ARCHITECTURAL TESTING INC	275.00	0180	CROSS, KENNETH SCOTT	164.21	275.00
CORPUS CHRISTI LOCK DOC L	14.95	0180	GALVAN JR, ANTONIO	164.21	217.25
ISLAND TIRE AND AUTOMOTIV	7.00	0180	GALVAN JR, ANTONIO	164.21	217.25
NORTH PADRE HARDWARE	13.98	0180	GALVAN JR, ANTONIO	164.21	217.25
OREILLY AUTO #1687	113.03	0180	GALVAN JR, ANTONIO	164.21	217.25
THE HOME DEPOT 526	216.58	0180	GALVAN JR, ANTONIO	164.21	217.25
THURMAN FONDREN GLASS	1,155.20	0180	GALVAN JR, ANTONIO	164.21	217.25
DISCOUNT-TIRE-CO TXC-05	245.00	0180	AGUILAR, ROBERT MARIO	164.21	139.05
ISLAND TIRE AND AUTOMOTIV	1,256.51	0180	AGUILAR, ROBERT MARIO	164.21	139.05
NORTH PADRE HARDWARE	584.25	0180	AGUILAR, ROBERT MARIO	164.21	139.05
HOLT CAT CORPUS - MC	410.05	0180	CHAPA JR, THOMAS	164.21	102.51
ISLAND TIRE AND AUTOMOTIV	7.00	0180	CRONIN, RONALD MICHAEL	164.21	83.06
LOWES #01825	671.18	0180	CRONIN, RONALD MICHAEL	164.21	83.06
NORTH PADRE HARDWARE	152.18	0180	CRONIN, RONALD MICHAEL	164.21	83.06
THE HOME DEPOT #0526	415.53	0180	CRONIN, RONALD MICHAEL	164.21	83.06
CORPUS CHRISTI LOCK DOC L	20.79	0180	GONZALES JR, PABLO	164.21	27.38
HARBOR FREIGHT TOOLS 71	33.97	0180	GONZALES JR, PABLO	164.21	27.38
ALTEX ELECTRONICS 1061	321.28	3480	TOREN, MILES D	163.83	321.28
AMAZON MKTPLACE PMTS	114.89	3480	SALDANA, DEANNA	163.83	225.21
CORPUS CHRISTI REGIONAL	1,100.00	3480	SALDANA, DEANNA	163.83	225.21
CVS/PHARMACY #06989	57.59	3480	SALDANA, DEANNA	163.83	225.21
LA COSTA DENTAL OF A	50.00	3480	SALDANA, DEANNA	163.83	225.21

Nueces County
Transaction Totals by Department Average
Statement Date(s): 01/28/2018

Merchant	Amount	Department	Card Holder Name	Average Transaction per Dept	Average Transaction per Cardholder
MIDTOWN	199.00	3480	SALDANA, DEANNA	163.83	225.21
TLC COMPLETE CARE MIDTOWN	199.00	3480	SALDANA, DEANNA	163.83	225.21
WALMART.COM	81.18	3480	SALDANA, DEANNA	163.83	225.21
OMNI AUSTIN SOUTHPARK	379.50	3480	FLORES, HOMER	163.83	189.75
AN CHEVROLET N CORPUS	14.00	3480	FLORES, PAUL	163.83	53.38
CARISMA WASH	107.89	3480	FLORES, PAUL	163.83	53.38
SCHLOTZSKYS 1118	91.64	3480	FLORES, PAUL	163.83	53.38
NETFLIX.COM	15.14	3480	MORENO, JOSHUA ANTHONY	163.83	34.56
WM SUPERCENTER #470	53.97	3480	MORENO, JOSHUA ANTHONY	163.83	34.56
AMERICAN AIR0012169299011	346.00	5105	BOYCE, CHRISTOPHER A	153.63	153.63
DRI FAASOFT VIDEO CONV	48.71	5105	BOYCE, CHRISTOPHER A	153.63	153.63
TEXAS EXCELLENCE DETAIL	35.00	5105	BOYCE, CHRISTOPHER A	153.63	153.63
TWC TIME WARNER CABLE	184.81	5105	BOYCE, CHRISTOPHER A	153.63	153.63
JASONS DELI #616	148.29	1121	LITTLE III, TYNER W	148.29	148.29
USPS PO 4820200410	38.00	1160	MARTINEZ, JUAN D	148.27	218.16
WWW.NEWEGG.COM	616.49	1160	MARTINEZ, JUAN D	148.27	218.16
TEXAS ASSOCIATION OF C	180.00	1160	ENRRQUES, BIANCA	148.27	180.00
OFFICE DEPOT #468	44.06	1160	VELAZQUEZ-MENDOZA, SANDRA N	148.27	27.55
USPS PO 4820250415	11.04	1160	VELAZQUEZ-MENDOZA, SANDRA N	148.27	27.55
TROPHYLAND	145.00	1020	SANTOS, SANDRA B	145.00	145.00
SQ BLG DELI / SCHL	105.14	3300	ROBERTS, MARILEE LISEC	105.14	105.14
GULF COAST PAPER COMPANY-	155.75	5110	FLORES, MICHAEL ANTHONY	100.73	100.73
SAFELITE AUTOGLASS	257.90	5110	FLORES, MICHAEL ANTHONY	100.73	100.73
UNIVAR USA INC	90.00	5110	FLORES, MICHAEL ANTHONY	100.73	100.73
8X8 INC. 888-898-8733	272.97	0370	CARRIZALES, DANIEL VILLARREAL	98.13	98.13
ALTEX ELECTRONICS 1061	8.99	0370	CARRIZALES, DANIEL VILLARREAL	98.13	98.13
TWC TIME WARNER CABLE	110.56	0370	CARRIZALES, DANIEL VILLARREAL	98.13	98.13
CBA CORPUS CHRISTI	133.12	3820	BRANDON, DONNA D	87.83	175.10
IN SUPERGLASS WINDSHIELD	30.00	3820	BRANDON, DONNA D	87.83	175.10
MAACO	750.50	3820	BRANDON, DONNA D	87.83	175.10
TX MUSEUM STORE	92.95	3820	BRANDON, DONNA D	87.83	175.10
USPS PO 4820210418	44.03	3820	BRANDON, DONNA D	87.83	175.10
CBA CORPUS CHRISTI	132.02	3820	HILL, JAMES ROBERT	87.83	132.02
APOLLO TOWING EASY RIDER	75.00	3820	GONZALES, MINERVA S	87.83	67.50

Nueces County
Transaction Totals by Department Average
Statement Date(s): 01/28/2018

Merchant	Amount	Department	Card Holder Name	Average Transaction per Dept	Average Transaction per Cardholder
TEXAS ASSOCIATION OF C	60.00	3820	GONZALES, MINERVA S	87.83	67.50
CBA CORPUS CHRISTI	62.90	3820	RODRIGUEZ, MIGUEL ANGEL	87.83	39.95
JOS PACKARD TIRE SVC	17.00	3820	RODRIGUEZ, MIGUEL ANGEL	87.83	39.95
JOS PACKARD TIRE SVC	34.00	3820	MARTINEZ JR, MARCIAL	87.83	34.00
AUTOZONE #4215	14.99	3820	ROBERTSON III, HUEL JAMES	87.83	26.89
CBA CORPUS CHRISTI	46.95	3820	ROBERTSON III, HUEL JAMES	87.83	26.89
DAILY WELLS COMMUNICATIO	72.50	3820	ROBERTSON III, HUEL JAMES	87.83	26.89
WAL-MART #0490	0.00	3820	ROBERTSON III, HUEL JAMES	87.83	26.89
SQ BANUELOS TIRE P	15.00	3820	NELSON, JOSEPH DAVID	87.83	15.00
CORPUS CHRISTI CALLER	468.00	1122	SANDOVAL, ROXANA HUNT	87.47	87.47
IN INFINITY OPERATIONS &	5.20	1122	SANDOVAL, ROXANA HUNT	87.47	87.47
OFFICE DEPOT #111	12.99	1122	SANDOVAL, ROXANA HUNT	87.47	87.47
OFFICE DEPOT #1127	10.00	1122	SANDOVAL, ROXANA HUNT	87.47	87.47
OFFICEMAX/ OFFICEDEPOT6166	21.99	1122	SANDOVAL, ROXANA HUNT	87.47	87.47
USPS.COM ONLINE SHIPPING	6.65	1122	SANDOVAL, ROXANA HUNT	87.47	87.47
BARNES & NOBLE #2818	39.92	3810	MARTINEZ, FELIPE DE JESUS	78.15	132.81
FREEDOM AUTO SPA	44.00	3810	MARTINEZ, FELIPE DE JESUS	78.15	132.81
H&L DISCOUNT OIL CO	971.52	3810	MARTINEZ, FELIPE DE JESUS	78.15	132.81
MO GLASS	7.00	3810	MARTINEZ, FELIPE DE JESUS	78.15	132.81
CHAMPION CHEVY_CADILLA	82.03	3810	ROSAS, STEPHEN A	78.15	42.01
FREEDOM AUTO SPA	44.00	3810	ROSAS, STEPHEN A	78.15	42.01
FREEDOM AUTO SPA	110.00	3810	TAMEZ JR, ELIZANDRO	78.15	23.33
SQ BANUELOS TIRE P	30.00	3810	TAMEZ JR, ELIZANDRO	78.15	23.33
DRI CRASHPLAN PRO	10.65	3006	CORONA, LUIS JAVIER	67.43	67.43
OCONNORS	113.00	3006	CORONA, LUIS JAVIER	67.43	67.43
WAL-MART #0470	74.27	3006	CORONA, LUIS JAVIER	67.43	67.43
WM SUPERCENTER #470	71.78	3006	CORONA, LUIS JAVIER	67.43	67.43
HAMPTON INN VICTORIA	93.00	6210	MUNOZ, NORMA	60.69	60.69
VIP CAR WASH AND LUBE NW	137.75	6210	MUNOZ, NORMA	60.69	60.69
WHEELY CLEAN AUTO WASH	12.00	6210	MUNOZ, NORMA	60.69	60.69
HARBOR FREIGHT TOOLS 680	44.92	5330	RAMIREZ, JUAN A	52.27	68.81
ROBLES TIRE RECYCLING	211.16	5330	RAMIREZ, JUAN A	52.27	68.81
TRACTOR SUPPLY #333	54.00	5330	RAMIREZ, JUAN A	52.27	68.81
VIP CAR WASH AND LUBE NW	33.95	5330	RAMIREZ, JUAN A	52.27	68.81
OREILLY AUTO #1982	9.98	5330	CARR, JOSEPH VINCENT	52.27	35.74

Nueces County
Transaction Totals by Department Average
Statement Date(s): 01/28/2018

Merchant	Amount	Department	Card Holder Name	Average Transaction per Dept	Average Transaction per Cardholder
THE HOME DEPOT #6564	13.97	5330	CARR, JOSEPH VINCENT	52.27	35.74
TRACTOR SUPPLY #333	72.00	5330	CARR, JOSEPH VINCENT	52.27	35.74
VIP CAR WASH AND LUBE NW	82.75	5330	CARR, JOSEPH VINCENT	52.27	35.74
USPS PO 4808000343	100.20	3630	AUMADA, DEBRA D	50.10	50.10
CULLIGAN	23.40	3830	MENDOZA JR, OSCAR	42.74	42.74
NICHOLS GUNS	22.50	3830	MENDOZA JR, OSCAR	42.74	42.74
NORTHWEST TIRE AND AUTO S	73.12	3830	MENDOZA JR, OSCAR	42.74	42.74
USPS PO 4808000343	94.70	3830	MENDOZA JR, OSCAR	42.74	42.74
USPS PO 4820200410	39.40	3530	LORENTZEN, ANNE E	39.40	39.40
USPS PO 4820200410	19.70	1130	SCHUSTER, ANDREW WHITELEY	16.65	19.70
USPS PO 4820200410	13.60	1130	VELA, MELISSA DIANE	16.65	13.60
Total	275,764.93				