

Nueces County, Texas

Monthly Expense Report (Unaudited and Unadjusted)

Fiscal Year 2017/18

For The Two Months Ended November 30, 2017



Prepared by:

The Nueces County Auditor's Office

Dale Atchley, CPA

County Auditor

NUECES COUNTY, TEXAS
Unaudited Monthly Financial Report
As of November 30, 2017

Table of Contents

Budget to Actual General Fund Expenditures Current to Prior Year List	1
Budget to Actual General Fund Expenditures Current to Prior Year Chart	2
Budget to Actual General Fund Expenditures by Function	3
Procurement Card Transaction Totals by Budget Category	34
Procurement Card Transaction Totals by Vendor Total	48
Procurement Card Transaction Totals by Department Average	56



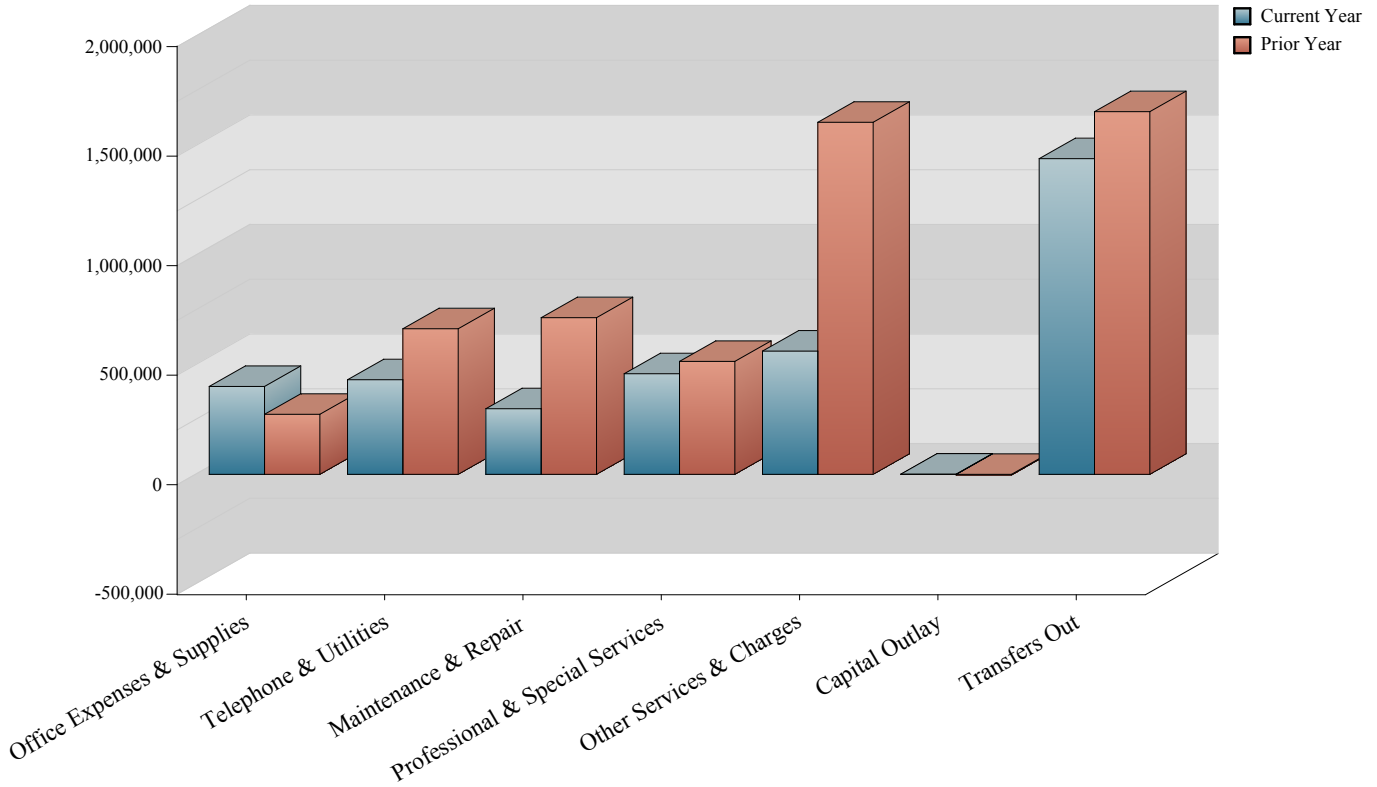
EXPENDITURES
(Unaudited)

Nueces County, Texas
Comparison of Current Year to Prior Year Expenditures
General Fund
November 2016 vs. November 2017

<u>General Fund</u>	<u>2017-18 Fiscal Year to Date Activity</u>	<u>2016-16 Prior Year to Date Activity</u>	<u>Increase (Decrease)</u>	<u>Current to Prior Year Percentage Change</u>
Salaries and Supplements	\$4,450,474	\$4,373,490	\$76,984	1.8%
Employee Benefits	2,587,460	2,350,874	236,586	10.1%
Other Personnel Expense	44,947	49,026	(4,079)	-8.3%
Office Expense & Supplies	179,977	240,035	(60,058)	-25.0%
Food & Kitchen Expenses	221,376	34,095	187,281	549.3%
Telephone & Utilities	431,940	664,735	(232,795)	-35.0%
Maint & Repair	299,515	715,269	(415,754)	-58.1%
Professional Services	103,140	132,390	(29,250)	-22.1%
Special Personnel Services	\$356,155	\$383,285	(\$27,130)	-7.1%
Other Services & Charges	447,295	1,481,971	(1,034,676)	-69.8%
Other Expense	87,900	96,055	(8,155)	-8.5%
Travel	27,560	29,331	(1,772)	-6.0%
Capital Outlay	950	(3,474)	4,424	-127.4%
Transfer to Other Funds	\$1,425,516	\$1,655,760	(\$230,244)	-13.9%
Total Expenditures General Fund	<u><u>\$10,664,204</u></u>	<u><u>\$12,202,841</u></u>	<u><u>(\$ 1,538,637)</u></u>	-12.6%

**Nueces County, Texas
General Fund
For the Two Months Ended November 30, 2017**

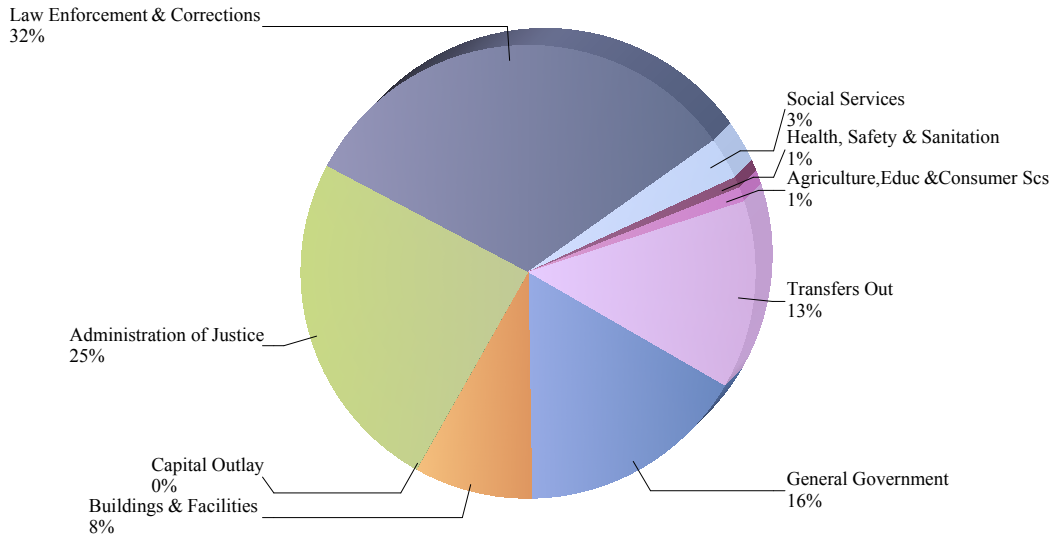
**General Fund 2 Year Comparison
Year to Date Actuals**



*Personnel Services has been excluded from this graph due to limitation of the scale range.

	Personnel Services	Office Expenses & Supplies	Telephone & Utilities	Maintenance & Repair	Professional & Special Services	Other Services & Charges	Capital Outlay	Transfers Out	Total
Current Year	7,082,881	401,353	431,940	299,515	459,295	562,754	950	1,441,179	10,679,867
Prior Year	6,773,389	274,130	664,735	715,269	515,674	1,607,357	-3,474	1,655,760	12,202,841

**Expenditures by Function
Year to Date Actuals**



Nueces County, Texas
Statement of Expenditures Budget to Actual
General Fund
For the Two Months Ended November 30, 2017

	Original FY 2017/18 Budget	Adjusted FY 2017/18 Budget	Year to Date Expenditures	Available Balance	Percent of Budget Available
General Fund					
General Government					
1010 County Commissioner Prec 1					
Salaries	\$ 121,445	\$ 121,445	\$ 16,366	\$ 105,079	86.5%
Employee Benefits	26,367	26,367	3,479	22,888	86.8%
Other Personnel Expense	9,540	9,540	1,461	8,079	84.7%
Office Expense & Supplies	1,750	1,750	-	1,750	100.0%
Maintenance & Repair	150	150	-	150	100.0%
Professional Services	2,700	2,700	-	2,700	100.0%
Other Services & Charges	505	505	59	446	88.3%
Travel	3,100	3,100	-	3,100	100.0%
Total	<u>\$ 165,557</u>	<u>\$ 165,557</u>	<u>\$ 21,365</u>	<u>\$ 144,192</u>	87.1%
1020 County Commissioner Prec 2					
Salaries	\$ 125,495	\$ 125,495	\$ 18,636	\$ 106,859	85.1%
Other Salary & Supplements	1,020	1,020	118	902	88.5%
Employee Benefits	35,695	35,695	5,531	30,164	84.5%
Other Personnel Expense	9,540	9,540	1,211	8,329	87.3%
Office Expense & Supplies	2,250	2,250	494	1,756	78.1%
Telephone & Utilities	550	550	40	510	92.7%
Maintenance & Repair	150	150	-	150	100.0%
Professional Services	2,700	2,700	425	2,275	84.3%
Other Services & Charges	505	505	-	505	100.0%
Travel	3,100	3,100	-	3,100	100.0%
Total	<u>\$ 181,005</u>	<u>\$ 181,005</u>	<u>\$ 26,455</u>	<u>\$ 154,550</u>	85.4%
1030 County Commissioner Prec 3					
Salaries	\$ 121,590	\$ 121,590	\$ 17,985	\$ 103,605	85.2%
Other Salary & Supplements	1,800	1,800	208	1,592	88.5%
Employee Benefits	54,170	54,170	8,661	45,509	84.0%
Other Personnel Expense	9,540	9,540	1,461	8,079	84.7%
Office Expense & Supplies	2,450	2,450	131	2,319	94.7%
Telephone & Utilities	550	550	50	500	91.0%
Maintenance & Repair	800	800	-	800	100.0%
Professional Services	2,700	2,700	-	2,700	100.0%
Other Services & Charges	300	300	59	241	80.3%
Travel	3,100	3,100	-	3,100	100.0%
Total	<u>\$ 197,000</u>	<u>\$ 197,000</u>	<u>\$ 28,555</u>	<u>\$ 168,445</u>	85.5%
1040 County Commissioner Prec 4					
Salaries	\$ 117,540	\$ 117,540	\$ 16,959	\$ 100,581	85.6%
Employee Benefits	37,188	37,188	7,636	29,552	79.5%
Other Personnel Expense	9,540	9,540	1,461	8,079	84.7%
Office Expense & Supplies	2,250	2,250	364	1,886	83.8%
Telephone & Utilities	550	550	-	550	100.0%
Maintenance & Repair	150	150	-	150	100.0%
Professional Services	1,700	1,700	-	1,700	100.0%
Travel	2,100	2,100	-	2,100	100.0%
Total	<u>\$ 171,018</u>	<u>\$ 171,018</u>	<u>\$ 26,420</u>	<u>\$ 144,598</u>	84.6%

	Original FY 2017/18 Budget	Adjusted FY 2017/18 Budget	Year to Date Expenditures	Available Balance	Percent of Budget Available
1120 County Judge					
Salaries	\$ 210,901	\$ 210,901	\$ 28,844	\$ 182,057	86.3%
Salaries Overtime	1,000	1,000	178	822	82.2%
Other Salary & Supplements	17,300	17,300	4,672	12,628	73.0%
Employee Benefits	60,718	60,718	9,268	51,450	84.7%
Other Personnel Expense	9,540	9,540	1,461	8,079	84.7%
Office Expense & Supplies	2,925	2,925	224	2,701	92.3%
Maintenance & Repair	500	500	12	488	97.5%
Professional Services	1,500	1,500	-	1,500	100.0%
Other Services & Charges	500	500	-	500	100.0%
Travel	4,850	4,850	-	4,850	100.0%
Total	\$ 309,734	\$ 309,734	\$ 44,659	\$ 265,075	85.6%
1121 CCMGT Support					
Salaries	\$ 342,577	\$ 342,577	\$ 38,694	\$ 303,883	88.7%
Other Salary & Supplements	4,860	4,860	561	4,299	88.5%
Employee Benefits	118,077	118,077	15,954	102,123	86.5%
Other Personnel Expense	4,320	4,320	498	3,822	88.5%
Office Expense & Supplies	3,900	3,900	903	2,997	76.9%
Telephone & Utilities	1,300	1,300	101	1,199	92.2%
Maintenance & Repair	450	450	-	450	100.0%
Professional Services	2,710	2,710	-	2,710	100.0%
Other Services & Charges	500	500	-	500	100.0%
Other Expenses	6,250	6,250	979	5,271	84.3%
Travel	5,400	5,400	647	4,753	88.0%
Total	\$ 490,344	\$ 490,344	\$ 58,338	\$ 432,006	88.1%
1122 Grants Administration					
Salaries	\$ 161,993	\$ 161,993	\$ 17,027	\$ 144,966	89.5%
Other Salary & Supplements	1,860	1,860	215	1,645	88.5%
Employee Benefits	58,294	58,294	10,911	47,383	81.3%
Other Personnel Expense	6,480	6,480	748	5,732	88.5%
Office Expense & Supplies	2,855	2,855	170	2,685	94.0%
Telephone & Utilities	1,300	1,300	99	1,201	92.4%
Maintenance & Repair	220	220	-	220	100.0%
Professional Services	8,000	8,000	-	8,000	100.0%
Other Services & Charges	2,000	2,000	-	2,000	100.0%
Other Expenses	1,400	1,400	186	1,214	86.7%
Travel	2,200	2,200	-	2,200	100.0%
Total	\$ 246,602	\$ 246,602	\$ 29,356	\$ 217,246	88.1%
1125 Risk Management					
Salaries	\$ 108,930	\$ 108,930	\$ 3,884	\$ 105,046	96.4%
Salaries Overtime	-	-	-	-	0
Other Salary & Supplements	-	-	-	-	0
Employee Benefits	31,205	31,205	805	30,400	97.4%
Other Personnel Expense	5,760	5,760	-	5,760	100.0%
Office Expense & Supplies	10,200	10,200	6,540	3,660	35.9%
Telephone & Utilities	1,800	1,800	137	1,663	92.4%
Maintenance & Repair	200	200	-	200	100.0%
Professional Services	17,800	17,800	-	17,800	100.0%
Other Services & Charges	1,800	1,800	-	1,800	100.0%
Other Expenses	5,590	5,590	466	5,124	91.7%
Travel	3,000	3,000	-	3,000	100.0%
Total	\$ 186,285	\$ 186,285	\$ 11,833	\$ 174,453	93.6%

	Original FY 2017/18 Budget	Adjusted FY 2017/18 Budget	Year to Date Expenditures	Available Balance	Percent of Budget Available
1130 County Attorney					
Salaries	\$ 1,062,415	\$ 1,062,415	\$ 124,750	\$ 937,665	88.3%
Other Salary & Supplements	32,022	32,022	3,868	28,154	87.9%
Employee Benefits	403,883	403,883	59,009	344,874	85.4%
Other Personnel Expense	25,500	25,500	3,142	22,358	87.7%
Office Expense & Supplies	31,800	31,800	2,503	29,297	92.1%
Telephone & Utilities	2,000	2,000	149	1,851	92.5%
Maintenance & Repair	1,000	1,000	-	1,000	100.0%
Professional Services	24,369	24,369	(169)	24,538	100.7%
Other Services & Charges	4,478	4,478	1,005	3,473	77.6%
Other Expenses	9,600	9,600	1,439	8,161	85.0%
Travel	3,600	3,600	-	3,600	100.0%
Total	\$ 1,600,667	\$ 1,600,667	\$ 195,696	\$ 1,404,971	87.8%
1160 County Clerk					
Salaries	\$ 479,933	\$ 479,933	\$ 50,531	\$ 429,402	89.5%
Salaries Overtime	3,000	3,000	-	3,000	100.0%
Other Salary & Supplements	5,700	5,700	242	5,458	95.7%
Employee Benefits	208,355	208,355	34,209	174,146	83.6%
Other Personnel Expense	8,604	8,604	1,353	7,251	84.3%
Office Expense & Supplies	28,850	28,850	6,300	22,550	78.2%
Telephone & Utilities	2,050	2,050	149	1,901	92.7%
Maintenance & Repair	750	750	-	750	100.0%
Professional Services	4,700	4,700	853	3,847	81.9%
Other Services & Charges	1,700	1,700	-	1,700	100.0%
Other Expenses	13,090	13,090	1,608	11,482	87.7%
Travel	4,000	4,000	-	4,000	100.0%
Total	\$ 760,732	\$ 760,732	\$ 95,246	\$ 665,486	87.5%
1170 County Clerk Treasury					
Salaries	\$ 183,394	\$ 183,394	\$ 18,644	\$ 164,750	89.8%
Salaries Overtime	6,000	6,000	-	6,000	100.0%
Other Salary & Supplements	1,800	1,800	208	1,592	88.5%
Employee Benefits	73,999	73,999	11,123	62,876	85.0%
Other Personnel Expense	1,080	1,080	125	955	88.5%
Office Expense & Supplies	40,000	40,000	5,751	34,249	85.6%
Telephone & Utilities	600	600	50	550	91.7%
Maintenance & Repair	2,800	2,800	1,716	1,084	38.7%
Professional Services	1,400	1,400	-	1,400	100.0%
Other Services & Charges	8,500	36,500	-	36,500	100.0%
Other Expenses	3,700	3,700	545	3,155	85.3%
Travel	3,300	3,300	-	3,300	100.0%
Total	\$ 326,573	\$ 354,573	\$ 38,161	\$ 316,412	89.2%
1180 Co Clerk Collections					
Salaries	\$ 172,120	\$ 172,120	\$ 15,613	\$ 156,507	90.9%
Salaries Overtime	6,000	6,000	0	6,000	100.0%
Other Salary & Supplements	1,080	1,080	125	955	88.5%
Employee Benefits	71,306	71,306	9,345	61,961	86.9%
Office Expense & Supplies	13,700	13,700	2,274	11,426	83.4%
Maintenance & Repair	7,000	7,000	125	6,875	98.2%
Professional Services	20,000	20,000	56	19,944	99.7%
Other Services & Charges	723	723	54	669	92.6%
Other Expenses	3,700	3,700	545	3,155	85.3%
Travel	1,500	1,500	-	1,500	100.0%
Total	\$ 297,129	\$ 297,129	\$ 28,137	\$ 268,992	90.5%

	Original FY 2017/18 Budget	Adjusted FY 2017/18 Budget	Year to Date Expenditures	Available Balance	Percent of Budget Available
1190 County Clerk Elections					
Salaries	\$ 153,296	\$ 153,296	\$ 11,010	\$ 142,286	92.8%
Salaries Overtime	14,000	14,000	980	13,020	93.0%
Other Salary & Supplements	4,879	4,879	-	4,879	100.0%
Employee Benefits	59,885	59,885	4,937	54,948	91.8%
Other Personnel Expense	3,504	10,504	58	10,446	99.4%
Office Expense & Supplies	31,375	24,375	5,050	19,325	79.3%
Food & Kitchen Expenses	750	750	-	750	100.0%
Telephone & Utilities	19,175	19,175	5,750	13,425	70.0%
Maintenance & Repair	31,842	31,842	1,605	30,237	95.0%
Professional Services	227,683	227,683	-	227,683	100.0%
Other Services & Charges	315,706	315,706	784	314,922	99.8%
Travel	9,100	9,100	-	9,100	100.0%
Capital Outlay	17,500	17,500	-	17,500	100.0%
Total	\$ 888,695	\$ 888,695	\$ 30,176	\$ 858,519	96.6%
1200 Tax Assessor - Collector					
Salaries	\$ 2,058,663	\$ 2,058,663	\$ 201,931	\$ 1,856,732	90.2%
Salaries Overtime	2,500	2,500	8	2,492	99.7%
Other Salary & Supplements	60,402	60,402	10,899	49,503	82.0%
Employee Benefits	941,280	941,280	150,134	791,146	84.0%
Other Personnel Expense	13,140	13,140	1,876	11,264	85.7%
Office Expense & Supplies	238,100	238,100	21,303	216,797	91.1%
Maintenance & Repair	4,500	4,500	-	4,500	100.0%
Professional Services	21,370	21,370	17,267	4,103	19.2%
Other Services & Charges	27,813	27,813	15,778	12,035	43.3%
Other Expenses	39,714	39,714	25,624	14,090	35.5%
Travel	16,350	16,350	2,243	14,107	86.3%
Total	\$ 3,423,832	\$ 3,423,832	\$ 447,063	\$ 2,976,769	86.9%
1240 Information Technology					
Salaries	\$ 1,199,530	\$ 1,199,530	\$ 114,894	\$ 1,084,636	90.4%
Salaries Overtime	500	500	-	500	100.0%
Other Salary & Supplements	33,495	33,495	3,912	29,583	88.3%
Employee Benefits	416,938	416,938	58,017	358,921	86.1%
Other Personnel Expense	2,160	2,160	249	1,911	88.5%
Office Expense & Supplies	18,400	18,400	95	18,305	99.5%
Telephone & Utilities	538,109	538,109	75,064	463,045	86.1%
Maintenance & Repair	829,568	829,568	5,889	823,679	99.3%
Professional Services	393,000	393,000	2,035	390,965	99.5%
Other Services & Charges	846	846	108	739	87.3%
Travel	16,000	16,000	-	16,000	100.0%
Total	\$ 3,448,546	\$ 3,448,546	\$ 260,264	\$ 3,188,282	92.5%
1245 Human Resources					
Salaries	\$ 282,110	\$ 282,110	\$ 28,649	\$ 253,461	89.8%
Salaries Overtime	250	250	-	250	100.0%
Other Salary & Supplements	2,580	2,580	298	2,282	88.5%
Employee Benefits	98,935	98,935	14,047	84,888	85.8%
Other Personnel Expense	2,880	2,880	332	2,548	88.5%
Office Expense & Supplies	5,600	5,600	246	5,354	95.6%
Telephone & Utilities	650	650	50	600	92.4%
Maintenance & Repair	500	500	-	500	100.0%
Professional Services	1,250	1,250	25	1,225	98.0%
Other Services & Charges	500	500	-	500	100.0%
Other Expenses	7,550	7,550	1,289	6,261	82.9%
Travel	2,000	2,000	331	1,669	83.4%
Total	\$ 404,805	\$ 404,805	\$ 45,267	\$ 359,538	88.8%

	Original FY 2017/18 Budget	Adjusted FY 2017/18 Budget	Year to Date Expenditures	Available Balance	Percent of Budget Available
1250 County Auditor					
Salaries	\$ 1,084,366	\$ 1,084,366	\$ 109,820	\$ 974,546	89.9%
Salaries Overtime	7,500	7,500	-	7,500	100.0%
Other Salary & Supplements	14,880	14,880	3,417	11,463	77.0%
Employee Benefits	441,662	441,662	69,877	371,785	84.2%
Other Personnel Expense	2,160	2,160	249	1,911	88.5%
Office Expense & Supplies	23,500	23,500	3,371	20,129	85.7%
Telephone & Utilities	5,000	5,000	376	4,624	92.5%
Maintenance & Repair	1,000	1,000	404	596	59.6%
Professional Services	334,000	334,000	41,591	292,409	87.5%
Other Services & Charges	7,685	7,685	537	7,148	93.0%
Other Expenses	18,000	18,000	2,582	15,418	85.7%
Travel	15,000	15,000	-	15,000	100.0%
Total	\$ 1,954,753	\$ 1,954,753	\$ 232,224	\$ 1,722,529	88.1%
1270 County Purchasing					
Salaries	\$ 381,555	\$ 381,555	\$ 39,376	\$ 342,179	89.7%
Salaries Overtime	1,000	1,000	-	1,000	100.0%
Other Salary & Supplements	4,260	4,260	381	3,879	91.1%
Employee Benefits	172,372	172,372	28,646	143,726	83.4%
Other Personnel Expense	2,880	2,880	332	2,548	88.5%
Office Expense & Supplies	11,625	11,625	709	10,916	93.9%
Food & Kitchen Expenses	100	100	-	100	100.0%
Telephone & Utilities	2,675	2,675	171	2,504	93.6%
Maintenance & Repair	7,575	7,575	125	7,450	98.3%
Professional Services	1,500	1,500	-	1,500	100.0%
Other Services & Charges	15,323	15,323	3,880	11,443	74.7%
Other Expenses	12,830	12,830	768	12,062	94.0%
Travel	3,000	3,000	-	3,000	100.0%
Total	\$ 616,695	\$ 616,695	\$ 74,389	\$ 542,306	87.9%
1275 Veterans' Service					
Salaries	\$ 74,277	\$ 74,277	\$ 7,957	\$ 66,320	89.3%
Employee Benefits	31,325	31,325	4,888	26,437	84.4%
Other Personnel Expense	2,520	2,520	291	2,229	88.5%
Office Expense & Supplies	3,400	3,400	293	3,107	91.4%
Maintenance & Repair	200	200	-	200	100.0%
Professional Services	700	700	-	700	100.0%
Other Services & Charges	19,301	19,301	3,185	16,116	83.5%
Other Expenses	2,790	2,790	335	2,455	88.0%
Travel	3,000	3,000	-	3,000	100.0%
Total	\$ 137,513	\$ 137,513	\$ 16,948	\$ 120,565	87.7%
1280 Employees' Benefits					
Employee Benefits	\$ 52,276	\$ 52,276	\$ -	\$ 52,276	100.0%
Office Expense & Supplies	1,250	1,250	-	1,250	100.0%
Food & Kitchen Expenses	700	700	-	700	100.0%
Professional Services	134,620	134,620	6,940	127,680	94.8%
Other Services & Charges	15,000	15,000	-	15,000	100.0%
Other Expenses	1,500	1,500	-	1,500	100.0%
Total	\$ 205,346	\$ 205,346	\$ 6,940	\$ 198,406	96.6%

	Original FY 2017/18 Budget	Adjusted FY 2017/18 Budget	Year to Date Expenditures	Available Balance	Percent of Budget Available
1285 General Administration					
Office Expense & Supplies	\$ 4,550	\$ 4,550	\$ 3,376	\$ 1,174	25.8%
Food & Kitchen Expenses	1,000	1,000	106	894	89.4%
Professional Services	431,000	431,000	(106)	431,106	100.0%
Reserve Appropriations	2,200,000	2,154,691	-	2,154,691	100.0%
Other Services & Charges	1,148,647	1,165,956	25,075	1,140,881	97.8%
Other Expenses	7,174	7,174	1,057	6,117	85.3%
Travel	15,000	15,000	1,577	13,423	89.5%
Total	\$ 3,807,371	\$ 3,779,371	\$ 31,085	\$ 3,748,286	99.2%
Total General Government	\$ 19,820,202	\$ 19,820,202	\$ 1,748,576	\$ 18,071,626	91.2%
Buildings & Facilities					
1400 General Repairs - Building					
Salaries	\$ 58,344	\$ 58,344	\$ 5,610	\$ 52,734	90.4%
Salaries Overtime	3,500	3,500	475	3,025	86.4%
Other Salary & Supplements	780	780	90	690	88.5%
Employee Benefits	33,394	33,394	5,759	27,635	82.8%
Maintenance & Repair	4,679	4,679	-	4,679	100.0%
Total	\$ 100,697	\$ 100,697	\$ 11,935	\$ 88,762	88.1%
1440 Ronnie H. Polston Bldg					
Salaries	\$ 24,086	\$ 24,086	\$ 2,316	\$ 21,770	90.4%
Employee Benefits	13,399	13,399	2,227	11,173	83.4%
Office Expense & Supplies	1,200	1,200	-	1,200	100.0%
Telephone & Utilities	21,366	21,366	2,408	18,958	88.7%
Maintenance & Repair	1,000	1,000	-	1,000	100.0%
Total	\$ 61,051	\$ 61,051	\$ 6,951	\$ 54,100	88.6%
1450 Bill Bode County Building					
Salaries	\$ 30,545	\$ 30,545	\$ 3,488	\$ 27,057	88.6%
Other Salary & Supplements	810	810	90	720	88.9%
Employee Benefits	18,730	18,730	2,720	16,010	85.5%
Office Expense & Supplies	1,000	1,000	311	689	68.9%
Telephone & Utilities	19,800	19,800	2,573	17,227	87.0%
Maintenance & Repair	900	900	-	900	100.0%
Total	\$ 71,785	\$ 71,785	\$ 9,182	\$ 62,603	87.2%
1460 Robert N. Barnes Juv. Facility					
Telephone & Utilities	\$ 329,857	\$ 329,857	\$ 37,476	\$ 292,381	88.6%
Maintenance & Repair	3,200	3,200	223	2,977	93.0%
Other Services & Charges	2,200	2,200	-	2,200	100.0%
Total	\$ 335,257	\$ 335,257	\$ 37,700	\$ 297,557	88.8%
1465 Broadway Warehouse					
Telephone & Utilities	\$ 6,392	\$ 6,392	\$ 964	\$ 5,428	84.9%
Total	\$ 6,392	\$ 6,392	\$ 964	\$ 5,428	84.9%

	Original FY 2017/18 Budget	Adjusted FY 2017/18 Budget	Year to Date Expenditures	Available Balance	Percent of Budget Available
1470	Records Management Department				
Salaries	\$ 234,104	\$ 234,104	\$ 22,640	\$ 211,464	90.3%
Salaries Overtime	-	-	2,290	(2,290)	0
Other Salary & Supplements	36,660	36,660	4,019	32,641	89.0%
Employee Benefits	97,479	97,479	14,486	82,993	85.1%
Office Expense & Supplies	4,500	4,500	568	3,932	87.4%
Telephone & Utilities	27,496	27,496	1,880	25,616	93.2%
Maintenance & Repair	29,500	29,500	782	28,718	97.4%
Professional Services	-	-	-	-	0
Other Services & Charges	216,345	216,345	29,808	186,538	86.2%
Other Expenses	4,000	4,000	471	3,529	88.2%
Travel	900	900	-	900	100.0%
Total	\$ 650,984	\$ 650,984	\$ 76,944	\$ 574,040	88.2%
1490	CSCD Cook Building				
Office Expense & Supplies	\$ 18,000	\$ 18,000	\$ 2,952	\$ 15,048	83.6%
Telephone & Utilities	83,914	83,914	8,803	75,111	89.5%
Maintenance & Repair	2,750	2,750	404	2,346	85.3%
Other Services & Charges	67,800	67,800	11,294	56,506	83.3%
Other Expenses	9,090	9,090	1,520	7,570	83.3%
Total	\$ 181,554	\$ 181,554	\$ 24,973	\$ 156,581	86.2%
1500	Mechanical Maintenance				
Salaries	\$ 292,656	\$ 292,656	\$ 25,950	\$ 266,706	91.1%
Salaries Overtime	25,000	25,000	40	24,960	99.8%
Other Salary & Supplements	1,980	1,980	228	1,752	88.5%
Employee Benefits	142,217	142,217	21,929	120,288	84.6%
Other Personnel Expense	2,000	2,000	108	1,892	94.6%
Office Expense & Supplies	3,500	3,500	40	3,460	98.9%
Telephone & Utilities	1,271,799	1,271,799	158,410	1,113,389	87.5%
Maintenance & Repair	12,026	12,026	203	11,823	98.3%
Professional Services	16,200	16,200	-	16,200	100.0%
Reserve Appropriations	750,000	750,000	-	750,000	100.0%
Other Services & Charges	1,500	1,500	-	1,500	100.0%
Total	\$ 2,518,878	\$ 2,518,878	\$ 206,909	\$ 2,311,969	91.8%
1510	Agua Dulce Building				
Salaries	\$ 12,906	\$ 12,906	\$ 993	\$ 11,913	92.3%
Other Salary & Supplements	-	-	-	-	0
Employee Benefits	8,760	8,760	1,514	7,246	82.7%
Office Expense & Supplies	1,400	1,400	429	971	69.4%
Telephone & Utilities	21,670	21,670	2,141	19,529	90.1%
Maintenance & Repair	500	500	-	500	100.0%
Total	\$ 45,236	\$ 45,236	\$ 5,076	\$ 40,160	88.8%
1520	Bishop Building				
Office Expense & Supplies	\$ 1,200	\$ 1,200	\$ 119	\$ 1,081	90.1%
Telephone & Utilities	39,850	39,850	5,289	34,561	86.7%
Maintenance & Repair	500	500	-	500	100.0%
Total	\$ 41,550	\$ 41,550	\$ 5,408	\$ 36,142	87.0%

	Original FY 2017/18 Budget	Adjusted FY 2017/18 Budget	Year to Date Expenditures	Available Balance	Percent of Budget Available
1530 Port Aransas Building					
Salaries	\$ 11,471	\$ 11,471	\$ 1,103	\$ 10,368	90.4%
Employee Benefits	2,717	2,717	306	2,412	88.8%
Office Expense & Supplies	1,050	1,050	-	1,050	100.0%
Telephone & Utilities	20,301	20,301	116	20,185	99.4%
Maintenance & Repair	500	500	-	500	100.0%
Other Services & Charges	-	-	-	-	0
Total	\$ 36,039	\$ 36,039	\$ 1,524	\$ 34,515	95.8%
1540 Johnny S. Calderon Co. Bldg					
Salaries	\$ 79,477	\$ 79,477	\$ 7,642	\$ 71,835	90.4%
Other Salary & Supplements	720	720	83	637	88.5%
Employee Benefits	42,062	42,062	6,959	35,103	83.5%
Office Expense & Supplies	4,500	4,500	171	4,329	96.2%
Telephone & Utilities	105,235	105,235	1,345	103,890	98.7%
Maintenance & Repair	1,950	1,950	-	1,950	100.0%
Other Services & Charges	200	200	-	200	100.0%
Total	\$ 234,144	\$ 234,144	\$ 16,200	\$ 217,944	93.1%
1545 Keach Library Building					
Salaries	\$ 25,210	\$ 25,210	\$ 2,424	\$ 22,786	90.4%
Salaries Overtime	1,000	1,000	-	1,000	100.0%
Other Salary & Supplements	1,800	1,800	208	1,592	88.5%
Employee Benefits	14,079	14,079	2,339	11,740	83.4%
Office Expense & Supplies	1,400	1,400	147	1,253	89.5%
Telephone & Utilities	198,788	198,788	590	198,198	99.7%
Maintenance & Repair	500	500	23	477	95.4%
Other Services & Charges	-	-	-	-	0
Total	\$ 242,777	\$ 242,777	\$ 5,730	\$ 237,047	97.6%
1550 Agriculture Bldg - Robstown					
Office Expense & Supplies	\$ -	\$ -	\$ -	\$ -	0
Telephone & Utilities	13,500	13,500	86	13,414	99.4%
Maintenance & Repair	22,360	22,360	68	22,292	99.7%
Other Services & Charges	323	323	54	269	83.3%
Total	\$ 36,183	\$ 36,183	\$ 208	\$ 35,975	99.4%
1565 Medical Examiner Building					
Office Expense & Supplies	\$ 250	\$ 250	\$ -	\$ 250	100.0%
Telephone & Utilities	28,985	28,985	3,996	24,989	86.2%
Maintenance & Repair	500	500	-	500	100.0%
Total	\$ 29,735	\$ 29,735	\$ 3,996	\$ 25,739	86.6%
1570 Building Superintendent					
Salaries	\$ 338,458	\$ 338,458	\$ 30,325	\$ 308,133	91.0%
Salaries Overtime	2,500	2,500	444	2,056	82.3%
Other Salary & Supplements	4,890	4,890	488	4,402	90.0%
Employee Benefits	100,314	100,314	14,720	85,594	85.3%
Other Personnel Expense	8,648	8,648	998	7,650	88.5%
Office Expense & Supplies	5,222	5,222	378	4,844	92.8%
Telephone & Utilities	7,300	7,300	499	6,801	93.2%
Maintenance & Repair	2,088,627	2,088,627	172,558	1,916,069	91.7%
Professional Services	33,200	33,200	1,600	31,600	95.2%
Other Services & Charges	934,545	934,545	153,960	780,585	83.5%
Other Expenses	3,000	3,000	454	2,546	84.9%
Travel	4,000	4,000	-	4,000	100.0%
Capital Outlay	-	-	-	-	0
Total	\$ 3,530,704	\$ 3,530,704	\$ 376,425	\$ 3,154,279	89.3%

		Original FY 2017/18 Budget	Adjusted FY 2017/18 Budget	Year to Date Expenditures	Available Balance	Percent of Budget Available
1580	Welfare Bldg - Robstown					
	Office Expense & Supplies	\$ 800	\$ 800	\$ 31	\$ 769	96.1%
	Telephone & Utilities	20,746	20,746	896	19,850	95.7%
	Maintenance & Repair	500	500	-	500	100.0%
	Total	\$ 22,046	\$ 22,046	\$ 927	\$ 21,119	95.8%
1590	Hilltop Facility					
	Salaries	\$ 70,782	\$ 70,782	\$ 6,258	\$ 64,524	91.2%
	Other Salary & Supplements	780	780	90	690	88.5%
	Employee Benefits	36,514	36,514	6,202	30,312	83.0%
	Office Expense & Supplies	7,000	7,000	101	6,899	98.6%
	Telephone & Utilities	41,518	41,518	4,323	37,195	89.6%
	Maintenance & Repair	46,000	46,000	1,593	44,407	96.5%
	Other Services & Charges	12,323	12,323	610	11,713	95.0%
	Total	\$ 214,917	\$ 214,917	\$ 19,177	\$ 195,740	91.1%
1600	Precinct III Yard Buildings					
	Office Expense & Supplies	\$ 500	\$ 500	\$ -	\$ 500	100.0%
	Telephone & Utilities	18,000	18,000	1,018	16,982	94.3%
	Maintenance & Repair	500	500	-	500	100.0%
	Total	\$ 19,000	\$ 19,000	\$ 1,018	\$ 17,982	94.6%
1740	McKenzie Jail Annex					
	Salaries	\$ 101,213	\$ 101,213	\$ 7,080	\$ 94,133	93.0%
	Salaries Overtime	4,000	4,000	-	4,000	100.0%
	Employee Benefits	38,690	38,690	5,182	33,508	86.6%
	Office Expense & Supplies	500	500	-	500	100.0%
	Telephone & Utilities	605,763	605,763	63,098	542,665	89.6%
	Maintenance & Repair	8,118	8,118	1,499	6,619	81.5%
	Other Services & Charges	3,823	3,823	210	3,613	94.5%
	Total	\$ 762,107	\$ 762,107	\$ 77,069	\$ 685,038	89.9%
1760	Robstown Community Building					
	Office Expense & Supplies	\$ 1,500	\$ 1,500	\$ -	\$ 1,500	100.0%
	Telephone & Utilities	42,505	42,505	2,465	40,040	94.2%
	Maintenance & Repair	36,500	36,500	2,502	33,998	93.1%
	Professional Services	-	-	-	-	0
	Other Services & Charges	5,000	5,000	906	4,094	81.9%
	Total	\$ 85,505	\$ 85,505	\$ 5,872	\$ 79,633	93.1%
1770	Sr Community Services Bldgs.					
	Office Expense & Supplies	\$ 1,000	\$ 1,000	\$ -	\$ 1,000	100.0%
	Telephone & Utilities	37,247	37,247	3,040	34,207	91.8%
	Maintenance & Repair	24,700	24,700	774	23,926	96.9%
	Other Services & Charges	4,000	4,000	206	3,794	94.8%
	Total	\$ 66,947	\$ 66,947	\$ 4,020	\$ 62,927	94.0%
1780	David Berlanga,Sr. Bldg					
	Office Expense & Supplies	\$ 500	\$ 500	\$ -	\$ 500	100.0%
	Telephone & Utilities	22,941	22,941	2,142	20,799	90.7%
	Maintenance & Repair	12,850	12,850	-	12,850	100.0%
	Other Services & Charges	1,760	1,760	78	1,682	95.6%
	Total	\$ 38,051	\$ 38,051	\$ 2,220	\$ 35,831	94.2%
	Total Buildings & Facilities	\$ 9,331,539	\$ 9,331,539	\$ 900,428	\$ 8,431,111	90.4%

	Original FY 2017/18 Budget	Adjusted FY 2017/18 Budget	Year to Date Expenditures	Available Balance	Percent of Budget Available
Administration of Justice					
3110 County Court at Law 1					
Salaries	\$ 335,693	\$ 335,693	\$ 49,324	\$ 286,369	85.3%
Salaries Overtime	-	-	0	0	0
Other Salary & Supplements	4,880	4,880	1,882	2,998	61.4%
Employee Benefits	126,220	126,220	14,554	111,666	88.5%
Office Expense & Supplies	4,265	4,265	489	3,776	88.5%
Maintenance & Repair	500	500	12	488	97.5%
Professional Services	1,918	1,918	-	1,918	100.0%
Special Personnel Services	198,500	198,500	4,093	194,407	97.9%
Other Services & Charges	1,367	1,367	145	1,223	89.4%
Other Expenses	4,025	4,025	610	3,415	84.9%
Travel	1,300	1,300	-	1,300	100.0%
Total	\$ 678,668	\$ 678,668	\$ 71,109	\$ 607,559	89.5%
3120 County Court at Law 2					
Salaries	\$ 321,570	\$ 321,570	\$ 44,391	\$ 277,179	86.2%
Other Salary & Supplements	4,760	4,760	315	4,445	93.4%
Employee Benefits	91,640	91,640	17,386	74,254	81.0%
Office Expense & Supplies	4,600	4,600	570	4,030	87.6%
Maintenance & Repair	500	500	12	488	97.5%
Professional Services	900	900	325	575	63.9%
Special Personnel Services	198,500	198,500	15,300	183,201	92.3%
Other Services & Charges	1,166	1,166	111	1,055	90.5%
Other Expenses	4,518	4,518	717	3,801	84.1%
Travel	1,300	1,300	800	500	38.5%
Total	\$ 629,454	\$ 629,454	\$ 79,927	\$ 549,527	87.3%
3130 County Court at Law 3					
Salaries	\$ 313,167	\$ 313,167	\$ 43,518	\$ 269,649	86.1%
Other Salary & Supplements	3,440	3,440	232	3,208	93.3%
Employee Benefits	89,610	89,610	13,056	76,554	85.4%
Office Expense & Supplies	3,465	3,465	358	3,107	89.7%
Maintenance & Repair	500	500	12	488	97.5%
Professional Services	1,918	1,918	-	1,918	100.0%
Special Personnel Services	198,500	198,500	13,316	185,184	93.3%
Other Services & Charges	1,868	1,868	228	1,640	87.8%
Other Expenses	4,518	4,518	717	3,801	84.1%
Travel	1,300	1,300	-	1,300	100.0%
Total	\$ 618,286	\$ 618,286	\$ 71,437	\$ 546,849	88.4%
3140 County Court at Law 4					
Salaries	\$ 313,811	\$ 313,811	\$ 43,301	\$ 270,510	86.2%
Other Salary & Supplements	3,560	3,560	173	3,387	95.1%
Employee Benefits	93,678	93,678	13,562	80,116	85.5%
Office Expense & Supplies	3,565	3,565	188	3,377	94.7%
Telephone & Utilities	-	-	-	-	0
Maintenance & Repair	500	500	12	488	97.5%
Professional Services	1,918	1,918	-	1,918	100.0%
Special Personnel Services	198,500	198,500	13,930	184,570	93.0%
Other Services & Charges	1,457	1,457	160	1,298	89.1%
Other Expenses	4,025	4,025	610	3,415	84.9%
Travel	1,300	1,300	-	1,300	100.0%
Total	\$ 622,314	\$ 622,314	\$ 71,935	\$ 550,379	88.4%

	Original FY 2017/18 Budget	Adjusted FY 2017/18 Budget	Year to Date Expenditures	Available Balance	Percent of Budget Available
3150 County Court at Law 5					
Salaries	\$ 323,417	\$ 323,417	\$ 44,190	\$ 279,227	86.3%
Salaries Overtime	-	-	3	(3)	0
Other Salary & Supplements	-	-	1,469	(1,469)	0
Employee Benefits	111,117	111,117	17,230	93,887	84.5%
Office Expense & Supplies	6,000	6,000	1,499	4,501	75.0%
Maintenance & Repair	500	500	12	488	97.5%
Professional Services	1,918	1,918	-	1,918	100.0%
Special Personnel Services	433,500	433,500	31,703	401,797	92.7%
Other Services & Charges	1,408	1,408	151	1,257	89.3%
Other Expenses	6,500	6,500	989	5,511	84.8%
Travel	1,300	1,300	-	1,300	100.0%
Total	\$ 885,660	\$ 885,660	\$ 97,247	\$ 788,413	89.0%
3200 Legal Aid					
Salaries	\$ 59,301	\$ 59,301	\$ 6,842	\$ 52,459	88.5%
Employee Benefits	12,499	12,499	1,416	11,083	88.7%
Office Expense & Supplies	5,000	5,000	1,042	3,958	79.2%
Other Services & Charges	25,000	25,000	-	25,000	100.0%
Total	\$ 101,800	\$ 101,800	\$ 9,301	\$ 92,499	90.9%
3250 Magistrate/ DWI Drug Court					
Salaries	\$ 194,051	\$ 194,051	\$ 21,701	\$ 172,350	88.8%
Salaries Overtime	-	-	-	-	0
Other Salary & Supplements	1,800	1,800	208	1,592	88.5%
Employee Benefits	48,996	48,996	8,509	40,487	82.6%
Office Expense & Supplies	3,650	3,650	833	2,817	77.2%
Professional Services	1,200	1,200	-	1,200	100.0%
Special Personnel Services	5,000	5,000	-	5,000	100.0%
Other Services & Charges	700	700	-	700	100.0%
Other Expenses	7,000	7,000	1,251	5,749	82.1%
Travel	4,000	4,000	-	4,000	100.0%
Total	\$ 266,397	\$ 266,397	\$ 32,502	\$ 233,895	87.8%
3300 Court Administration					
Salaries	\$ 250,328	\$ 250,328	\$ 21,292	\$ 229,036	91.5%
Other Salary & Supplements	38,680	38,680	194	38,486	99.5%
Employee Benefits	100,530	100,530	17,478	83,052	82.6%
Office Expense & Supplies	5,200	5,200	314	4,886	94.0%
Food & Kitchen Expenses	1,200	1,200	135	1,065	88.8%
Maintenance & Repair	1,000	1,000	-	1,000	100.0%
Professional Services	500	500	523	(23)	-4.7%
Special Personnel Services	292,500	292,500	-	292,500	100.0%
Other Services & Charges	49,765	49,765	53,873	(4,108)	-8.3%
Other Expenses	11,700	11,700	1,516	10,184	87.0%
Travel	2,600	2,600	-	2,600	100.0%
Total	\$ 754,003	\$ 754,003	\$ 95,325	\$ 658,678	87.4%
3305 Title IV-D Court					
Salaries	\$ 127,525	\$ 127,525	\$ 14,025	\$ 113,500	89.0%
Other Salary & Supplements	1,740	1,740	201	1,539	88.5%
Employee Benefits	42,669	42,669	6,116	36,553	85.7%
Office Expense & Supplies	1,370	1,370	257	1,113	81.2%
Maintenance & Repair	250	250	12	238	95.0%
Professional Services	760	760	-	760	100.0%
Other Services & Charges	300	300	-	300	100.0%
Total	\$ 174,614	\$ 174,614	\$ 20,612	\$ 154,002	88.2%

	Original FY 2017/18 Budget	Adjusted FY 2017/18 Budget	Year to Date Expenditures	Available Balance	Percent of Budget Available
3310 28th District Court					
Salaries	\$ 167,086	\$ 167,086	\$ 18,605	\$ 148,481	88.9%
Salaries Overtime	1,000	1,000	-	1,000	100.0%
Other Salary & Supplements	23,060	23,060	3,512	19,548	84.8%
Employee Benefits	62,886	62,886	6,141	56,745	90.2%
Office Expense & Supplies	3,825	3,825	159	3,666	95.9%
Maintenance & Repair	500	500	12	488	97.5%
Professional Services	2,018	2,018	-	2,018	100.0%
Special Personnel Services	352,140	352,140	28,362	323,778	91.9%
Other Services & Charges	1,593	1,593	149	1,444	90.7%
Other Expenses	3,335	3,335	507	2,828	84.8%
Travel	1,500	1,500	-	1,500	100.0%
Total	\$ 618,943	\$ 618,943	\$ 57,448	\$ 561,495	90.7%
3320 94th District Court					
Salaries	\$ 168,418	\$ 168,418	\$ 18,802	\$ 149,616	88.8%
Salaries Overtime	1,000	1,000	-	1,000	100.0%
Other Salary & Supplements	23,060	23,060	3,422	19,638	85.2%
Employee Benefits	67,106	67,106	10,123	56,983	84.9%
Office Expense & Supplies	3,825	3,825	210	3,615	94.5%
Maintenance & Repair	500	500	12	488	97.5%
Professional Services	2,018	2,018	325	1,693	83.9%
Special Personnel Services	352,140	352,140	59,417	292,723	83.1%
Other Services & Charges	2,200	2,200	250	1,950	88.6%
Other Expenses	3,140	3,140	531	2,609	83.1%
Travel	1,500	1,500	830	670	44.6%
Total	\$ 624,907	\$ 624,907	\$ 93,924	\$ 530,983	85.0%
3330 105th District Court					
Salaries	\$ 146,911	\$ 146,911	\$ 16,277	\$ 130,634	88.9%
Salaries Overtime	1,000	1,000	-	1,000	100.0%
Other Salary & Supplements	20,000	20,000	3,069	16,931	84.7%
Employee Benefits	50,217	50,217	8,802	41,415	82.5%
Office Expense & Supplies	3,525	3,525	235	3,290	93.3%
Maintenance & Repair	500	500	12	488	97.5%
Professional Services	2,018	2,018	400	1,618	80.2%
Special Personnel Services	185,140	185,140	8,431	176,709	95.4%
Other Services & Charges	1,687	1,687	165	1,523	90.2%
Other Expenses	2,800	2,800	392	2,408	86.0%
Travel	1,500	1,500	722	778	51.8%
Total	\$ 415,298	\$ 415,298	\$ 38,506	\$ 376,792	90.7%
3340 117th District Court					
Salaries	\$ 180,190	\$ 180,190	\$ 20,117	\$ 160,073	88.8%
Salaries Overtime	1,000	1,000	-	1,000	100.0%
Other Salary & Supplements	23,000	23,000	3,492	19,508	84.8%
Employee Benefits	69,425	69,425	11,207	58,218	83.9%
Office Expense & Supplies	3,625	3,625	232	3,393	93.6%
Maintenance & Repair	500	500	12	488	97.5%
Professional Services	2,018	2,018	325	1,693	83.9%
Special Personnel Services	352,140	352,140	27,241	324,899	92.3%
Other Services & Charges	1,366	1,366	111	1,255	91.9%
Other Expenses	3,140	3,140	531	2,609	83.1%
Travel	1,500	1,500	771	729	48.6%
Total	\$ 637,904	\$ 637,904	\$ 64,039	\$ 573,865	90.0%

	Original FY 2017/18 Budget	Adjusted FY 2017/18 Budget	Year to Date Expenditures	Available Balance	Percent of Budget Available
3350 148th District Court					
Salaries	\$ 153,337	\$ 153,337	\$ 17,135	\$ 136,202	88.8%
Salaries Overtime	1,000	1,000	188	812	81.2%
Other Salary & Supplements	21,800	21,800	4,299	17,501	80.3%
Employee Benefits	67,782	67,782	10,714	57,068	84.2%
Office Expense & Supplies	3,525	3,525	201	3,324	94.3%
Maintenance & Repair	500	500	12	488	97.5%
Professional Services	2,018	2,018	-	2,018	100.0%
Special Personnel Services	352,140	352,140	20,798	331,342	94.1%
Other Services & Charges	2,200	2,200	250	1,950	88.6%
Other Expenses	3,220	3,220	311	2,909	90.3%
Travel	1,500	1,500	-	1,500	100.0%
Total	\$ 609,022	\$ 609,022	\$ 53,909	\$ 555,113	91.1%
3360 214th District Court					
Salaries	\$ 145,559	\$ 145,559	\$ 16,106	\$ 129,453	88.9%
Salaries Overtime	1,000	1,000	222	778	77.8%
Other Salary & Supplements	20,000	20,000	3,000	17,000	85.0%
Employee Benefits	69,603	69,603	9,602	60,001	86.2%
Office Expense & Supplies	3,925	3,925	895	3,030	77.2%
Maintenance & Repair	500	500	12	488	97.5%
Professional Services	2,018	2,018	-	2,018	100.0%
Special Personnel Services	352,140	352,140	15,320	336,821	95.6%
Other Services & Charges	2,200	2,200	250	1,950	88.6%
Other Expenses	2,610	2,610	311	2,299	88.1%
Travel	1,500	1,500	-	1,500	100.0%
Total	\$ 601,055	\$ 601,055	\$ 45,718	\$ 555,337	92.4%
3370 319th District Court					
Salaries	\$ 159,390	\$ 159,390	\$ 17,647	\$ 141,743	88.9%
Salaries Overtime	1,000	1,000	241	759	75.9%
Other Salary & Supplements	21,800	21,800	3,590	18,210	83.5%
Employee Benefits	53,197	53,197	7,581	45,616	85.7%
Office Expense & Supplies	3,825	3,825	330	3,496	91.4%
Maintenance & Repair	500	500	12	488	97.5%
Professional Services	2,018	2,018	-	2,018	100.0%
Special Personnel Services	352,140	352,140	39,528	312,612	88.8%
Other Services & Charges	1,629	1,629	155	1,474	90.5%
Other Expenses	3,000	3,000	457	2,543	84.8%
Travel	1,500	1,500	-	1,500	100.0%
Total	\$ 599,999	\$ 599,999	\$ 69,541	\$ 530,458	88.4%
3380 347th District Court					
Salaries	\$ 173,327	\$ 173,327	\$ 19,127	\$ 154,200	89.0%
Salaries Overtime	1,000	1,000	165	835	83.5%
Other Salary & Supplements	23,360	23,360	3,388	19,972	85.5%
Employee Benefits	84,637	84,637	13,641	70,996	83.9%
Office Expense & Supplies	4,125	4,125	1,268	2,857	69.3%
Maintenance & Repair	500	500	12	488	97.6%
Professional Services	2,018	2,018	400	1,618	80.2%
Special Personnel Services	352,140	352,140	35,619	316,521	89.9%
Other Services & Charges	2,044	2,044	224	1,820	89.0%
Other Expenses	3,000	3,000	457	2,543	84.8%
Travel	1,500	1,500	284	1,216	81.0%
Total	\$ 647,651	\$ 647,651	\$ 74,586	\$ 573,065	88.5%

	Original FY 2017/18 Budget	Adjusted FY 2017/18 Budget	Year to Date Expenditures	Available Balance	Percent of Budget Available
3480	Juvenile Probation				
Salaries	\$ 1,621,950	\$ 1,621,950	\$ 163,384	\$ 1,458,566	89.9%
Salaries Overtime	4,500	4,500	337	4,163	92.5%
Other Salary & Supplements	23,975	23,975	2,991	20,984	87.5%
Employee Benefits	731,620	731,620	110,061	621,559	85.0%
Other Personnel Expense	52,000	52,000	6,228	45,772	88.0%
Office Expense & Supplies	27,050	27,050	3,261	23,789	87.9%
Telephone & Utilities	10,200	10,200	355	9,845	96.5%
Maintenance & Repair	16,414	16,414	2,002	14,412	87.8%
Professional Services	11,600	11,600	1,093	10,507	90.6%
Other Services & Charges	21,936	21,936	2,546	19,390	88.4%
Other Expenses	13,600	13,600	2,186	11,414	83.9%
Travel	35,000	35,000	4,362	30,638	87.5%
Total	\$ 2,569,845	\$ 2,569,845	\$ 298,807	\$ 2,271,038	88.4%
3490	Juvenile Detention				
Salaries	\$ 868,587	\$ 868,587	\$ 76,514	\$ 792,073	91.2%
Salaries Overtime	27,560	27,560	3,165	24,395	88.5%
Other Salary & Supplements	55,280	55,280	4,763	50,517	91.4%
Employee Benefits	392,170	392,170	60,686	331,484	84.5%
Office Expense & Supplies	9,300	9,300	990	8,310	89.4%
Food & Kitchen Expenses	110,000	110,000	11,966	98,034	89.1%
Maintenance & Repair	11,500	11,500	626	10,874	94.6%
Professional Services	7,000	7,000	1,110	5,890	84.1%
Other Services & Charges	11,000	11,000	698	10,302	93.7%
Other Expenses	14,220	14,220	2,613	11,607	81.6%
Travel	1,800	1,800	-	1,800	100.0%
Total	\$ 1,508,417	\$ 1,508,417	\$ 163,131	\$ 1,345,286	89.2%
3492	Juvenile Justice Post-Adjudica				
Salaries	\$ 1,044,534	\$ 1,044,534	\$ 86,962	\$ 957,572	91.7%
Salaries Overtime	30,000	30,000	4,083	25,917	86.4%
Other Salary & Supplements	35,840	35,840	4,711	31,130	86.9%
Employee Benefits	422,518	422,518	62,167	360,351	85.3%
Other Personnel Expense	-	-	34	(34)	0
Office Expense & Supplies	8,050	8,050	1,260	6,790	84.3%
Food & Kitchen Expenses	115,000	115,000	10,417	104,583	90.9%
Telephone & Utilities	-	-	15	(15)	0
Maintenance & Repair	11,300	11,300	242	11,058	97.9%
Professional Services	6,300	6,300	811	5,489	87.1%
Other Services & Charges	9,000	9,000	555	8,445	93.8%
Other Expenses	4,300	4,300	514	3,786	88.0%
Travel	900	900	-	900	100.0%
Total	\$ 1,687,742	\$ 1,687,742	\$ 171,770	\$ 1,515,972	89.8%
3510	District Clerk-Jury Admin				
Salaries	\$ 70,263	\$ 70,263	\$ 6,756	\$ 63,507	90.4%
Salaries Overtime	4,400	4,400	-	4,400	100.0%
Other Salary & Supplements	17,120	17,120	1,198	15,922	93.0%
Employee Benefits	22,632	22,632	3,133	19,499	86.2%
Office Expense & Supplies	127,300	127,300	15,000	112,300	88.2%
Maintenance & Repair	45,359	45,359	45,359	-	0
Professional Services	25,300	25,300	-	25,300	100.0%
Special Personnel Services	640,530	640,530	42,850	597,680	93.3%
Total	\$ 952,904	\$ 952,904	\$ 114,296	\$ 838,608	88.0%

	Original FY 2017/18 Budget	Adjusted FY 2017/18 Budget	Year to Date Expenditures	Available Balance	Percent of Budget Available
3530 District Clerk					
Salaries	\$ 1,903,027	\$ 1,903,027	\$ 186,510	\$ 1,716,517	90.2%
Salaries Overtime	10,000	10,000	59	9,941	99.4%
Other Salary & Supplements	30,440	30,440	2,312	28,128	92.4%
Employee Benefits	840,244	840,244	140,985	699,259	83.2%
Other Personnel Expense	10,260	10,260	1,544	8,716	85.0%
Office Expense & Supplies	117,060	117,060	15,052	102,008	87.1%
Maintenance & Repair	4,000	4,000	60	3,940	98.5%
Professional Services	10,000	10,000	540	9,460	94.6%
Other Services & Charges	500	500	-	500	100.0%
Other Expenses	29,000	29,000	4,122	24,878	85.8%
Travel	10,000	10,000	1,118	8,882	88.8%
Total	\$ 2,964,531	\$ 2,964,531	\$ 352,301	\$ 2,612,230	88.1%
3600 Justice of the Peace 1-1					
Salaries	\$ 179,427	\$ 179,427	\$ 21,417	\$ 158,010	88.1%
Salaries Overtime	1,000	1,000	-	1,000	100.0%
Other Salary & Supplements	3,720	3,720	1,022	2,698	72.5%
Employee Benefits	73,144	73,144	11,754	61,390	83.9%
Other Personnel Expense	3,900	3,900	650	3,250	83.3%
Office Expense & Supplies	5,200	5,200	505	4,695	90.3%
Telephone & Utilities	700	700	50	650	92.9%
Maintenance & Repair	500	500	-	500	100.0%
Professional Services	725	725	(35)	760	104.8%
Special Personnel Services	400	400	-	400	100.0%
Other Services & Charges	655	655	59	596	91.0%
Other Expenses	9,213	9,213	1,032	8,181	88.8%
Travel	3,500	3,500	-	3,500	100.0%
Total	\$ 282,084	\$ 282,084	\$ 36,454	\$ 245,630	87.1%
3610 Justice of the Peace 1-2					
Salaries	\$ 181,076	\$ 181,076	\$ 21,896	\$ 159,180	87.9%
Salaries Overtime	1,000	1,000	-	1,000	100.0%
Other Salary & Supplements	4,500	4,500	173	4,327	96.2%
Employee Benefits	62,014	62,014	7,813	54,201	87.4%
Other Personnel Expense	3,900	3,900	650	3,250	83.3%
Office Expense & Supplies	8,300	8,300	1,538	6,762	81.5%
Telephone & Utilities	1,000	1,000	50	950	95.0%
Maintenance & Repair	500	500	-	500	100.0%
Professional Services	600	600	-	600	100.0%
Special Personnel Services	300	300	-	300	100.0%
Other Services & Charges	300	300	-	300	100.0%
Other Expenses	3,470	3,470	580	2,890	83.3%
Travel	3,500	3,500	-	3,500	100.0%
Total	\$ 270,460	\$ 270,460	\$ 32,699	\$ 237,761	87.9%
3613 Justice of the Peace 1-3					
Salaries	\$ 156,158	\$ 156,158	\$ 19,500	\$ 136,658	87.5%
Salaries Overtime	1,000	1,000	102	898	89.8%
Other Salary & Supplements	15,800	15,800	2,006	13,794	87.3%
Employee Benefits	65,989	65,989	13,016	52,973	80.3%
Other Personnel Expense	3,900	3,900	650	3,250	83.3%
Office Expense & Supplies	4,100	4,100	175	3,925	95.7%
Telephone & Utilities	1,200	1,200	86	1,114	92.9%
Maintenance & Repair	500	500	-	500	100.0%
Professional Services	1,000	1,000	600	400	40.0%
Special Personnel Services	400	400	-	400	100.0%
Other Services & Charges	300	300	-	300	100.0%
Other Expenses	2,150	2,150	326	1,824	84.8%
Travel	4,000	4,000	993	3,007	75.2%
Total	\$ 256,497	\$ 256,497	\$ 37,454	\$ 219,043	85.4%

	Original FY 2017/18 Budget	Adjusted FY 2017/18 Budget	Year to Date Expenditures	Available Balance	Percent of Budget Available
3621 Justice of the Peace 2-1					
Salaries	\$ 179,858	\$ 179,858	\$ 21,357	\$ 158,501	88.1%
Salaries Overtime	1,000	1,000	-	1,000	100.0%
Other Salary & Supplements	4,080	4,080	263	3,817	93.6%
Employee Benefits	81,758	81,758	13,776	67,982	83.2%
Other Personnel Expense	3,900	3,900	650	3,250	83.3%
Office Expense & Supplies	6,300	6,300	529	5,771	91.6%
Telephone & Utilities	2,800	2,800	371	2,429	86.7%
Maintenance & Repair	700	700	54	646	92.3%
Professional Services	1,200	1,200	-	1,200	100.0%
Other Services & Charges	28,505	28,505	4,572	23,933	84.0%
Other Expenses	2,510	2,510	381	2,130	84.8%
Travel	5,000	5,000	-	5,000	100.0%
Total	\$ 317,611	\$ 317,611	\$ 41,952	\$ 275,659	86.8%
3622 Justice of the Peace 2-2					
Salaries	\$ 157,552	\$ 157,552	\$ 19,690	\$ 137,862	87.5%
Salaries Overtime	1,000	1,000	130	870	87.0%
Other Salary & Supplements	15,220	15,220	671	14,549	95.6%
Employee Benefits	61,738	61,738	9,963	51,775	83.9%
Other Personnel Expense	3,900	3,900	650	3,250	83.3%
Office Expense & Supplies	5,300	5,300	241	5,059	95.4%
Telephone & Utilities	720	720	50	670	93.1%
Maintenance & Repair	500	500	816	(316)	-63.3%
Professional Services	600	750	750	-	0
Special Personnel Services	300	300	-	300	100.0%
Other Services & Charges	200	200	-	200	100.0%
Other Expenses	3,200	3,200	349	2,851	89.1%
Travel	4,000	3,850	703	3,147	81.7%
Total	\$ 254,230	\$ 254,230	\$ 34,013	\$ 220,217	86.6%
3630 Justice of the Peace 3					
Salaries	\$ 123,781	\$ 123,781	\$ 15,964	\$ 107,817	87.1%
Other Salary & Supplements	7,200	7,200	138	7,062	98.1%
Employee Benefits	73,707	73,707	13,767	59,940	81.3%
Other Personnel Expense	3,900	3,900	650	3,250	83.3%
Office Expense & Supplies	2,850	2,850	69	2,781	97.6%
Telephone & Utilities	-	-	52	(52)	0
Maintenance & Repair	700	700	-	700	100.0%
Professional Services	1,900	1,900	730	1,170	61.6%
Other Services & Charges	300	300	-	300	100.0%
Other Expenses	2,226	2,226	349	1,877	84.3%
Travel	4,000	4,000	922	3,078	76.9%
Total	\$ 220,564	\$ 220,564	\$ 32,642	\$ 187,922	85.2%
3640 Justice of the Peace 4					
Salaries	\$ 126,747	\$ 126,747	\$ 16,672	\$ 110,075	86.8%
Salaries Overtime	-	-	-	-	0
Other Salary & Supplements	-	-	69	(69)	0
Employee Benefits	54,105	54,105	8,932	45,173	83.5%
Other Personnel Expense	3,900	3,900	650	3,250	83.3%
Office Expense & Supplies	2,600	2,600	219	2,382	91.6%
Maintenance & Repair	300	300	-	300	100.0%
Professional Services	500	500	-	500	100.0%
Special Personnel Services	500	500	-	500	100.0%
Other Services & Charges	300	300	(1)	301	100.4%
Other Expenses	2,207	2,207	327	1,880	85.2%
Travel	2,500	2,500	-	2,500	100.0%
Total	\$ 193,659	\$ 193,659	\$ 26,867	\$ 166,792	86.1%

	Original FY 2017/18 Budget	Adjusted FY 2017/18 Budget	Year to Date Expenditures	Available Balance	Percent of Budget Available
3650 Justice of the Peace 5-1					
Salaries	\$ 160,110	\$ 160,110	\$ 19,880	\$ 140,230	87.6%
Salaries Overtime	500	500	-	500	100.0%
Other Salary & Supplements	11,000	11,000	346	10,654	96.9%
Employee Benefits	74,134	74,134	11,881	62,253	84.0%
Other Personnel Expense	3,900	3,900	650	3,250	83.3%
Office Expense & Supplies	5,600	5,600	682	4,918	87.8%
Maintenance & Repair	500	500	-	500	100.0%
Professional Services	1,000	1,000	-	1,000	100.0%
Special Personnel Services	225	225	-	225	100.0%
Other Services & Charges	500	500	54	446	89.2%
Other Expenses	2,509	2,509	420	2,089	83.2%
Travel	3,300	3,300	463	2,837	86.0%
Total	\$ 263,278	\$ 263,278	\$ 34,376	\$ 228,902	86.9%
3655 Justice of the Peace 5-2					
Salaries	\$ 128,556	\$ 128,556	\$ 16,846	\$ 111,710	86.9%
Other Salary & Supplements	1,320	1,320	152	1,168	88.5%
Employee Benefits	58,969	58,969	10,729	48,240	81.8%
Other Personnel Expense	3,900	3,900	650	3,250	83.3%
Office Expense & Supplies	1,500	1,500	385	1,115	74.3%
Maintenance & Repair	250	250	-	250	100.0%
Professional Services	500	500	150	350	70.0%
Other Services & Charges	100	100	-	100	100.0%
Other Expenses	1,300	1,300	142	1,158	89.1%
Travel	4,200	4,200	-	4,200	100.0%
Total	\$ 200,595	\$ 200,595	\$ 29,054	\$ 171,541	85.5%
3890 Medical Examiner					
Salaries	\$ 751,608	\$ 751,608	\$ 81,529	\$ 670,079	89.2%
Salaries Overtime	10,000	10,000	1,884	8,116	81.2%
Other Salary & Supplements	133,000	133,000	12,292	120,708	90.8%
Employee Benefits	258,444	258,444	30,918	227,526	88.0%
Other Personnel Expense	13,640	13,640	1,574	12,066	88.5%
Office Expense & Supplies	18,300	18,300	1,912	16,388	89.6%
Telephone & Utilities	2,148	2,148	137	2,011	93.6%
Maintenance & Repair	10,300	10,300	134	10,166	98.7%
Professional Services	130,000	130,000	10,112	119,888	92.2%
Other Services & Charges	140,172	140,172	21,607	118,565	84.6%
Other Expenses	5,000	5,000	1,421	3,579	71.6%
Travel	8,000	8,000	-	8,000	100.0%
Total	\$ 1,480,612	\$ 1,480,612	\$ 163,522	\$ 1,317,090	89.0%
Total Administration of Justice	\$ 22,909,004	\$ 22,909,004	\$ 2,616,402	\$ 20,292,602	88.6%
Law Enforcement & Corrections					
3520 District Attorney					
Salaries	\$ 3,381,540	\$ 3,381,540	\$ 341,895	\$ 3,039,645	89.9%
Salaries Overtime	5,500	5,500	-	5,500	100.0%
Other Salary & Supplements	105,371	127,315	13,808	113,507	89.2%
Employee Benefits	1,243,126	1,243,126	181,908	1,061,218	85.4%
Other Personnel Expense	19,805	19,805	2,738	17,067	86.2%
Office Expense & Supplies	89,000	82,000	10,538	71,462	87.1%
Telephone & Utilities	3,600	3,600	199	3,401	94.5%
Maintenance & Repair	24,536	20,536	1,748	18,788	91.5%
Professional Services	65,315	62,315	4,146	58,169	93.3%
Special Personnel Services	20,000	20,000	-	20,000	100.0%
Other Services & Charges	24,859	21,915	536	21,379	97.6%
Other Expenses	48,218	43,218	6,887	36,331	84.1%
Travel	27,000	27,000	3,408	23,592	87.4%
Total	\$ 5,057,870	\$ 5,057,870	\$ 567,812	\$ 4,490,058	88.8%

	Original FY 2017/18 Budget	Adjusted FY 2017/18 Budget	Year to Date Expenditures	Available Balance	Percent of Budget Available
3700 County Sheriff					
Salaries	\$ 2,701,305	\$ 2,701,305	\$ 268,178	\$ 2,433,127	90.1%
Salaries Overtime	95,000	95,000	28,088	66,912	70.4%
Other Salary & Supplements	118,319	118,319	18,266	100,053	84.6%
Employee Benefits	1,213,197	1,213,197	198,682	1,014,515	83.6%
Other Personnel Expense	-	-	44	(44)	0
Office Expense & Supplies	49,000	49,000	9,597	39,403	80.4%
Telephone & Utilities	79,119	79,119	9,671	69,448	87.8%
Maintenance & Repair	391,752	391,752	29,514	362,238	92.5%
Professional Services	31,500	31,500	3,563	27,938	88.7%
Special Personnel Services	7,000	7,000	-	7,000	100.0%
Reserve Appropriations	-	-	-	-	0
Other Services & Charges	1,428,324	1,428,324	19,689	1,408,635	98.6%
Other Expenses	29,960	29,960	5,135	24,825	82.9%
Travel	8,500	8,500	787	7,713	90.7%
Capital Outlay	-	-	-	-	0
Total	\$ 6,152,976	\$ 6,152,976	\$ 591,213	\$ 5,561,763	90.4%
3710 ID Jail Division					
Salaries	\$ 508,471	\$ 508,471	\$ 39,601	\$ 468,870	92.2%
Salaries Overtime	25,000	25,000	6,649	18,351	73.4%
Other Salary & Supplements	7,560	7,560	4,127	3,433	45.4%
Employee Benefits	230,245	230,245	32,679	197,566	85.8%
Office Expense & Supplies	20,000	20,000	2,234	17,766	88.8%
Maintenance & Repair	52,500	52,500	-	52,500	100.0%
Professional Services	500	500	-	500	100.0%
Other Services & Charges	500	500	-	500	100.0%
Other Expenses	4,664	4,664	791	3,873	83.0%
Travel	700	700	-	700	100.0%
Total	\$ 850,140	\$ 850,140	\$ 86,082	\$ 764,058	89.9%
3720 Jail					
Salaries	\$ 8,294,532	\$ 8,294,532	\$ 735,723	\$ 7,558,809	91.1%
Salaries Overtime	992,000	992,000	179,790	812,210	81.9%
Other Salary & Supplements	232,271	232,271	26,317	205,954	88.7%
Employee Benefits	3,824,387	3,824,387	591,047	3,233,340	84.5%
Other Personnel Expense	-	-	980	(980)	0
Office Expense & Supplies	171,000	171,000	25,956	145,044	84.8%
Food & Kitchen Expenses	1,430,000	1,430,000	179,663	1,250,337	87.4%
Telephone & Utilities	500	500	159	341	68.1%
Maintenance & Repair	127,000	127,000	13,092	113,908	89.7%
Professional Services	6,000	6,000	125	5,875	97.9%
Special Personnel Services	8,000	8,000	-	8,000	100.0%
Reserve Appropriations	50,000	50,000	-	50,000	100.0%
Other Services & Charges	191,793	191,793	10,177	181,616	94.7%
Other Expenses	22,252	22,252	3,898	18,354	82.5%
Travel	1,800	1,800	647	1,153	64.1%
Total	\$ 15,351,535	\$ 15,351,535	\$ 1,767,573	\$ 13,583,962	88.5%
3810 Constable 1					
Salaries	\$ 466,083	\$ 466,083	\$ 51,429	\$ 414,654	89.0%
Other Salary & Supplements	28,878	28,878	3,009	25,869	89.6%
Employee Benefits	202,547	202,547	39,090	163,457	80.7%
Other Personnel Expense	7,020	7,020	1,170	5,850	83.3%
Office Expense & Supplies	5,400	5,400	449	4,951	91.7%
Telephone & Utilities	1,550	1,550	121	1,429	92.2%
Maintenance & Repair	61,000	61,000	9,286	51,714	84.8%
Professional Services	1,000	1,000	-	1,000	100.0%
Other Services & Charges	10,418	10,418	1,562	8,856	85.0%
Other Expenses	2,279	2,279	335	1,944	85.3%
Travel	1,800	1,800	-	1,800	100.0%
Total	\$ 787,975	\$ 787,975	\$ 106,451	\$ 681,524	86.5%

	Original FY 2017/18 Budget	Adjusted FY 2017/18 Budget	Year to Date Expenditures	Available Balance	Percent of Budget Available
3820 Constable 2					
Salaries	\$ 421,540	\$ 421,540	\$ 45,205	\$ 376,335	89.3%
Other Salary & Supplements	25,321	25,321	2,995	22,326	88.2%
Employee Benefits	198,932	198,932	32,665	166,267	83.6%
Other Personnel Expense	7,020	7,020	1,170	5,850	83.3%
Office Expense & Supplies	6,100	6,100	588	5,512	90.4%
Telephone & Utilities	1,950	1,950	157	1,793	91.9%
Maintenance & Repair	57,338	57,338	4,907	52,431	91.4%
Professional Services	1,930	1,930	110	1,820	94.3%
Other Services & Charges	9,470	9,470	879	8,591	90.7%
Other Expenses	1,989	1,989	303	1,686	84.8%
Travel	2,000	2,000	-	2,000	100.0%
Total	\$ 733,590	\$ 733,590	\$ 88,979	\$ 644,611	87.9%
3830 Constable 3					
Salaries	\$ 275,633	\$ 275,633	\$ 32,365	\$ 243,268	88.3%
Salaries Overtime	9,500	9,500	-	9,500	100.0%
Other Salary & Supplements	10,840	10,840	1,297	9,543	88.0%
Employee Benefits	131,613	131,613	21,427	110,186	83.7%
Other Personnel Expense	7,020	7,020	1,170	5,850	83.3%
Office Expense & Supplies	3,300	3,300	461	2,839	86.0%
Telephone & Utilities	1,910	1,910	99	1,811	94.8%
Maintenance & Repair	52,575	52,575	1,739	50,836	96.7%
Professional Services	1,000	1,000	-	1,000	100.0%
Other Services & Charges	6,614	6,614	451	6,163	93.2%
Other Expenses	2,011	2,011	307	1,704	84.7%
Travel	1,100	1,100	-	1,100	100.0%
Total	\$ 503,116	\$ 503,116	\$ 59,317	\$ 443,799	88.2%
3840 Constable 4					
Salaries	\$ 350,691	\$ 350,691	\$ 38,848	\$ 311,843	88.9%
Salaries Overtime	4,000	4,000	6,090	(2,090)	-52.2%
Other Salary & Supplements	15,000	15,000	1,777	13,223	88.2%
Employee Benefits	151,016	151,016	26,707	124,309	82.3%
Other Personnel Expense	7,020	7,020	1,170	5,850	83.3%
Office Expense & Supplies	2,200	2,200	211	1,989	90.4%
Food & Kitchen Expenses	1,000	1,000	-	1,000	100.0%
Telephone & Utilities	1,100	1,100	128	972	88.4%
Maintenance & Repair	54,700	54,700	2,285	52,415	95.8%
Professional Services	500	900	840	60	6.7%
Other Services & Charges	5,437	5,437	490	4,948	91.0%
Other Expenses	1,971	1,971	298	1,673	84.9%
Travel	1,000	600	-	600	100.0%
Total	\$ 595,635	\$ 595,635	\$ 78,843	\$ 516,792	86.8%
3850 Constable 5					
Salaries	\$ 568,168	\$ 568,168	\$ 58,920	\$ 509,248	89.6%
Salaries Overtime	3,500	3,500	-	3,500	100.0%
Other Salary & Supplements	31,500	31,500	3,641	27,859	88.4%
Employee Benefits	250,177	250,177	38,703	211,474	84.5%
Office Expense & Supplies	6,200	6,200	1,483	4,717	76.1%
Telephone & Utilities	3,600	3,600	207	3,393	94.3%
Maintenance & Repair	91,980	91,980	7,981	83,999	91.3%
Professional Services	800	800	325	475	59.4%
Other Services & Charges	27,196	27,196	832	26,364	96.9%
Other Expenses	3,249	3,249	465	2,784	85.7%
Travel	5,700	5,700	496	5,204	91.3%
Total	\$ 992,070	\$ 992,070	\$ 113,053	\$ 879,017	88.6%
Total Law Enforcement & Corrections	\$ 31,024,907	\$ 31,024,907	\$ 3,459,322	\$ 27,565,585	88.8%

	Original FY 2017/18 Budget	Adjusted FY 2017/18 Budget	Year to Date Expenditures	Available Balance	Percent of Budget Available
Social Services					
4110 Social Services-Administration					
Salaries	\$ 696,259	\$ 696,259	\$ 64,022	\$ 632,237	90.8%
Other Salary & Supplements	6,060	6,060	616	5,444	89.8%
Employee Benefits	280,603	280,603	37,444	243,159	86.7%
Other Personnel Expense	14,401	14,401	1,828	12,573	87.3%
Office Expense & Supplies	11,100	9,700	764	8,936	92.1%
Telephone & Utilities	700	700	50	650	92.9%
Maintenance & Repair	1,000	1,000	-	1,000	100.0%
Professional Services	25,575	25,575	193	25,382	99.2%
Special Personnel Services	-	1,000	248	753	75.3%
Other Services & Charges	36,340	36,740	6,064	30,676	83.5%
Other Expenses	10,572	10,572	1,332	9,240	87.4%
Travel	1,100	1,100	-	1,100	100.0%
Total	\$ 1,083,710	\$ 1,083,710	\$ 112,560	\$ 971,150	89.6%
4120 Direct Social Services					
Food & Kitchen Expenses	\$ 77,307	\$ 77,307	\$ 641	\$ 76,666	99.2%
Telephone & Utilities	140,000	140,000	31,699	108,301	77.4%
Other Services & Charges	364,000	364,000	36,182	327,818	90.1%
Total	\$ 581,307	\$ 581,307	\$ 68,523	\$ 512,784	88.2%
4130 Children Protective Services					
Salaries	\$ 29,723	\$ 29,723	\$ 2,858	\$ 26,865	90.4%
Other Salary & Supplements	-	-	-	-	0
Employee Benefits	14,015	14,015	2,201	11,814	84.3%
Office Expense & Supplies	3,720	3,720	97	3,623	97.4%
Telephone & Utilities	-	-	-	-	0
Maintenance & Repair	500	500	-	500	100.0%
Professional Services	400	400	-	400	100.0%
Other Services & Charges	56,600	56,600	1,747	54,853	96.9%
Travel	2,000	2,000	-	2,000	100.0%
Total	\$ 106,958	\$ 106,958	\$ 6,903	\$ 100,055	93.5%
4190 Senior Community Services					
Salaries	\$ 472,483	\$ 472,483	\$ 51,202	\$ 421,281	89.2%
Salaries Overtime	1,000	1,000	-	1,000	100.0%
Other Salary & Supplements	27,180	27,180	2,958	24,222	89.1%
Employee Benefits	216,036	216,036	39,022	177,014	81.9%
Office Expense & Supplies	7,500	7,500	3,092	4,408	58.8%
Food & Kitchen Expenses	160,000	160,000	18,448	141,552	88.5%
Telephone & Utilities	5,020	5,020	415	4,605	91.7%
Maintenance & Repair	45,084	44,784	2,684	42,100	94.0%
Professional Services	1,400	1,400	-	1,400	100.0%
Other Services & Charges	7,118	7,418	824	6,594	88.9%
Other Expenses	5,809	5,809	913	4,897	84.3%
Travel	450	450	-	450	100.0%
Total	\$ 949,080	\$ 949,080	\$ 119,558	\$ 829,522	87.4%
4195 Hilltop Community Services					
Salaries	\$ 36,712	\$ 36,712	\$ 3,530	\$ 33,182	90.4%
Employee Benefits	15,479	15,479	2,332	13,147	84.9%
Office Expense & Supplies	2,500	2,500	52	2,448	97.9%
Maintenance & Repair	1,000	1,000	-	1,000	100.0%
Professional Services	450	450	-	450	100.0%
Other Expenses	1,991	1,991	277	1,714	86.1%
Total	\$ 58,132	\$ 58,132	\$ 6,190	\$ 51,942	89.4%

	Original FY 2017/18 Budget	Adjusted FY 2017/18 Budget	Year to Date Expenditures	Available Balance	Percent of Budget Available
4300 Social Mental Services					
Special Personnel Services	\$ 45,000	\$ 45,000	\$ -	\$ 45,000	100.0%
Other Services & Charges	98,714	98,714	5,000	93,714	94.9%
Total	\$ 143,714	\$ 143,714	\$ 5,000	\$ 138,714	96.5%
Total Social Services	\$ 2,922,901	\$ 2,922,901	\$ 318,734	\$ 2,604,167	89.1%
<u>Health, Safety & Sanitation</u>					
5100 Emergency Services					
Other Services & Charges	\$ 34,800	\$ 34,800	\$ -	\$ 34,800	100.0%
Total	\$ 34,800	\$ 34,800	\$ -	\$ 34,800	100.0%
5105 Emergency Management					
Salaries	\$ 106,663	\$ 106,663	\$ 11,452	\$ 95,211	89.3%
Employee Benefits	30,646	30,646	4,096	26,550	86.6%
Office Expense & Supplies	4,600	4,600	3,165	1,435	31.2%
Telephone & Utilities	8,235	8,235	571	7,664	93.1%
Maintenance & Repair	9,000	9,000	234	8,766	97.4%
Professional Services	4,000	4,000	225	3,775	94.4%
Other Services & Charges	39,323	39,323	20,434	18,889	48.0%
Travel	3,000	3,000	121	2,879	96.0%
Total	\$ 205,467	\$ 205,467	\$ 40,298	\$ 165,169	80.4%
5200 911 Program					
Salaries	\$ 33,446	\$ 33,446	\$ 3,216	\$ 30,230	90.4%
Other Salary & Supplements	720	720	83	637	88.5%
Employee Benefits	14,942	14,942	2,289	12,653	84.7%
Office Expense & Supplies	600	600	5	595	99.2%
Telephone & Utilities	420	420	-	420	100.0%
Maintenance & Repair	2,260	2,260	-	2,260	100.0%
Professional Services	700	700	-	700	100.0%
Other Services & Charges	543	543	54	489	90.1%
Travel	800	800	-	800	100.0%
Total	\$ 54,431	\$ 54,431	\$ 5,647	\$ 48,784	89.6%
5220 Environmental Enforcement					
Salaries	\$ 73,445	\$ 73,445	\$ 7,062	\$ 66,383	90.4%
Salaries Overtime	1,000	1,000	-	1,000	100.0%
Other Salary & Supplements	660	660	76	584	88.5%
Employee Benefits	24,641	24,641	3,447	21,194	86.0%
Office Expense & Supplies	800	800	282	518	64.7%
Telephone & Utilities	7,741	7,741	1,113	6,628	85.6%
Maintenance & Repair	12,717	12,717	1,900	10,817	85.1%
Professional Services	11,575	11,575	3,900	7,675	66.3%
Other Services & Charges	1,750	1,750	-	1,750	100.0%
Travel	2,700	2,700	1,601	1,099	40.7%
Total	\$ 137,029	\$ 137,029	\$ 19,381	\$ 117,648	85.9%

	Original FY 2017/18 Budget	Adjusted FY 2017/18 Budget	Year to Date Expenditures	Available Balance	Percent of Budget Available
5330 Animal Control					
Salaries	\$ 193,357	\$ 193,357	\$ 19,362	\$ 173,995	90.0%
Salaries Overtime	6,500	6,500	895	5,605	86.2%
Other Salary & Supplements	720	720	152	568	78.8%
Employee Benefits	81,266	81,266	12,718	68,548	84.4%
Office Expense & Supplies	2,600	2,600	308	2,292	88.2%
Food & Kitchen Expenses	2,500	2,500	-	2,500	100.0%
Telephone & Utilities	6,155	6,155	144	6,011	97.7%
Maintenance & Repair	34,500	34,500	(17,151)	51,651	149.7%
Professional Services	1,000	1,000	-	1,000	100.0%
Other Services & Charges	7,760	7,760	1,023	6,737	86.8%
Other Expenses	1,229	1,229	190	1,039	84.5%
Travel	700	700	-	700	100.0%
Total	\$ 338,287	\$ 338,287	\$ 17,641	\$ 320,646	94.8%
Total Health, Safety & Sanitation	\$ 770,014	\$ 770,014	\$ 82,967	\$ 687,047	89.2%
<u>Agriculture, Educ & Consumer Scs</u>					
6110 Agricultural Extension					
Salaries	\$ 120,931	\$ 120,931	\$ 11,628	\$ 109,303	90.4%
Other Salary & Supplements	54,018	54,018	6,233	47,785	88.5%
Employee Benefits	77,088	77,088	11,345	65,743	85.3%
Office Expense & Supplies	4,900	4,900	66	4,834	98.7%
Telephone & Utilities	2,200	2,200	135	2,065	93.9%
Maintenance & Repair	16,700	16,700	972	15,728	94.2%
Professional Services	1,500	1,500	-	1,500	100.0%
Other Services & Charges	6,321	6,321	179	6,143	97.2%
Other Expenses	6,531	6,531	939	5,592	85.6%
Travel	13,000	13,000	413	12,587	96.8%
Total	\$ 303,189	\$ 303,189	\$ 31,910	\$ 271,279	89.5%
6210 Family & Consumer Sciences					
Salaries	\$ 29,724	\$ 29,724	\$ 2,858	\$ 26,866	90.4%
Other Salary & Supplements	20,973	20,973	2,420	18,553	88.5%
Employee Benefits	18,212	18,212	2,397	15,815	86.8%
Office Expense & Supplies	3,300	3,300	112	3,188	96.6%
Food & Kitchen Expenses	300	300	-	300	100.0%
Telephone & Utilities	2,700	2,700	160	2,540	94.1%
Maintenance & Repair	6,120	6,120	350	5,770	94.3%
Professional Services	1,000	1,000	-	1,000	100.0%
Other Services & Charges	823	823	195	628	76.3%
Other Expenses	6,531	6,531	939	5,592	85.6%
Travel	3,000	3,000	787	2,213	73.8%
Total	\$ 92,683	\$ 92,683	\$ 10,217	\$ 82,466	89.0%
6310 County Library					
Salaries	\$ 262,964	\$ 262,964	\$ 26,511	\$ 236,453	89.9%
Other Salary & Supplements	48,000	48,000	5,681	42,319	88.2%
Employee Benefits	118,277	118,277	19,745	98,532	83.3%
Other Personnel Expense	17,500	17,500	2,033	15,467	88.4%
Office Expense & Supplies	24,500	24,500	1,961	22,539	92.0%
Maintenance & Repair	4,000	4,000	-	4,000	100.0%
Professional Services	21,000	21,000	1,037	19,964	95.1%
Other Services & Charges	64,950	64,950	7,019	57,931	89.2%
Other Expenses	3,336	3,336	351	2,985	89.5%
Travel	4,000	4,000	2,532	1,468	36.7%
Total	\$ 568,527	\$ 568,527	\$ 66,870	\$ 501,657	88.2%
Total Agriculture, Educ & Consumer Scs	\$ 964,399	\$ 964,399	\$ 108,997	\$ 855,402	88.7%

	Original FY 2017/18 Budget	Adjusted FY 2017/18 Budget	Year to Date Expenditures	Available Balance	Percent of Budget Available
<u>Capital Outlay</u>					
1900 Capital Outlay					
Office Expense & Supplies	\$ 136,500	\$ 136,500	\$ 2,246	\$ 134,254	98.4%
Maintenance & Repair	-	6,562	-	6,562	100.0%
Capital Outlay	933,500	926,938	950	925,988	99.9%
Total	<u>\$ 1,070,000</u>	<u>\$ 1,070,000</u>	<u>\$ 3,196</u>	<u>\$ 1,066,804</u>	99.7%
Total Capital Outlay	<u><u>\$ 1,070,000</u></u>	<u><u>\$ 1,070,000</u></u>	<u><u>\$ 3,196</u></u>	<u><u>\$ 1,066,804</u></u>	99.7%
<u>Unassigned</u>					
9110 Transfers					
Operating Transfers-Out	\$ 9,162,199	\$ 9,162,199	\$ 1,425,516	\$ 7,736,683	84.4%
Total	<u>\$ 9,162,199</u>	<u>\$ 9,162,199</u>	<u>\$ 1,425,516</u>	<u>\$ 7,736,683</u>	84.4%
Total Unassigned	<u><u>\$ 9,162,199</u></u>	<u><u>\$ 9,162,199</u></u>	<u><u>\$ 1,425,516</u></u>	<u><u>\$ 7,736,683</u></u>	84.4%
Total General Fund	<u><u>\$ 97,975,165</u></u>	<u><u>\$ 97,975,165</u></u>	<u><u>\$ 10,664,138</u></u>	<u><u>\$ 87,311,027</u></u>	89.1%

Nueces County, Texas
Statement of Expenditures Budget to Actual
General Fund
For the Two Months Ended November 30, 2017

	Original FY 2017/18 Budget	Adjusted FY 2017/18 Budget	Year to Date Expenditures	Available Balance	Percent of Budget Available
<u>Road Fund</u>					
<u>Roads, Bridges & Transportation</u>					
0120 Road & Bridge Fund					
Salaries	\$ 2,509,395	\$ 2,509,395	\$ 209,573	\$ 2,299,822	91.6%
Salaries Overtime	50,000	50,000	4,353	45,647	91.3%
Other Salary & Supplements	31,140	31,140	3,822	27,318	87.7%
Employee Benefits	1,142,069	1,142,069	170,693	971,376	85.1%
Other Personnel Expense	10,688	10,688	1,233	9,455	88.5%
Office Expense & Supplies	16,686	16,686	4,633	12,053	72.2%
Telephone & Utilities	111,632	111,632	6,496	105,136	94.2%
Maintenance & Repair	3,464,000	3,464,000	490,002	2,973,998	85.9%
Professional Services	70,000	70,000	2,148	67,852	96.9%
Reserve Appropriations	1,000,000	1,000,000	-	1,000,000	100.0%
Other Services & Charges	96,648	96,648	7,674	88,974	92.1%
Other Expenses	9,800	9,800	1,522	8,278	84.5%
Travel	6,000	6,000	2,012	3,988	66.5%
Capital Outlay	633,770	633,770	6,897	626,873	98.9%
Total	<u>\$ 9,151,828</u>	<u>\$ 9,151,828</u>	<u>\$ 911,057</u>	<u>\$ 8,240,771</u>	90.0%
0121 Engineering					
Salaries	\$ 458,702	\$ 458,702	\$ 46,215	\$ 412,487	89.9%
Salaries Overtime	1,000	1,000	-	1,000	100.0%
Other Salary & Supplements	2,910	2,910	363	2,547	87.5%
Employee Benefits	162,872	162,872	23,128	139,744	85.8%
Other Personnel Expense	13,800	13,800	1,592	12,208	88.5%
Office Expense & Supplies	8,050	8,050	-	8,050	100.0%
Maintenance & Repair	7,000	7,000	593	6,407	91.5%
Professional Services	30,420	30,420	-	30,420	100.0%
Other Services & Charges	12,423	12,423	54	12,369	99.6%
Travel	4,000	4,000	-	4,000	100.0%
Capital Outlay	7,500	7,500	-	7,500	100.0%
Total	<u>\$ 708,677</u>	<u>\$ 708,677</u>	<u>\$ 71,946</u>	<u>\$ 636,731</u>	89.8%
0123 Road Right of Way					
Professional Services	\$ -	\$ 5,200	\$ -	\$ 5,200	100.0%
Other Services & Charges	131,982	126,782	-	126,782	100.0%
Total	<u>\$ 131,982</u>	<u>\$ 131,982</u>	<u>\$ -</u>	<u>\$ 131,982</u>	100.0%
Total Roads, Bridges & Transportation	<u><u>\$ 9,992,487</u></u>	<u><u>\$ 9,992,487</u></u>	<u><u>\$ 983,002</u></u>	<u><u>\$ 9,009,485</u></u>	90.2%
Total Road Fund	<u><u>\$ 9,992,487</u></u>	<u><u>\$ 9,992,487</u></u>	<u><u>\$ 983,002</u></u>	<u><u>\$ 9,009,485</u></u>	90.2%

Nueces County, Texas
Statement of Expenditures Budget to Actual
General Fund
For the Two Months Ended November 30, 2017

	Original FY 2017/18 Budget	Adjusted FY 2017/18 Budget	Year to Date Expenditures	Available Balance	Percent of Budget Available
<u>Stadium/Fairgrounds Fund</u>					
<u>Parks & Recreation</u>					
0140 County Stadium					
Office Expense & Supplies	\$ 5,000	\$ 5,000	\$ -	\$ 5,000	100.0%
Telephone & Utilities	139,200	139,200	-	139,200	100.0%
Maintenance & Repair	60,000	60,000	497	59,503	99.2%
Reserve Appropriations	50,000	50,000	-	50,000	100.0%
Other Services & Charges	15,986	15,986	2,664	13,322	83.3%
Capital Outlay	23,000	23,000	-	23,000	100.0%
Total	<u>\$ 293,186</u>	<u>\$ 293,186</u>	<u>\$ 3,161</u>	<u>\$ 290,025</u>	98.9%
0141 Fairgrounds and Showbarn					
Office Expense & Supplies	\$ -	\$ -	\$ -	\$ -	0
Telephone & Utilities	4,000	4,000	2,200	1,800	45.0%
Maintenance & Repair	38,000	73,196	10,296	62,900	85.9%
Professional Services	3,000	3,000	116	2,884	96.1%
Reserve Appropriations	50,000	14,804	-	14,804	100.0%
Other Services & Charges	950,145	950,145	67,733	882,412	92.9%
Other Expenses	5,088	5,088	-	5,088	100.0%
Capital Outlay	65,000	65,000	-	65,000	100.0%
Total	<u>\$ 1,115,233</u>	<u>\$ 1,115,233</u>	<u>\$ 80,344</u>	<u>\$ 1,034,889</u>	92.8%
0142 Fairground - Sale of Assets					
Reserve Appropriations	\$ 1,175,000	\$ 1,175,000	\$ -	\$ 1,175,000	100.0%
Total	<u>\$ 1,175,000</u>	<u>\$ 1,175,000</u>	<u>\$ -</u>	<u>\$ 1,175,000</u>	100.0%
Total Parks & Recreation	<u><u>\$ 2,583,419</u></u>	<u><u>\$ 2,583,419</u></u>	<u><u>\$ 83,505</u></u>	<u><u>\$ 2,499,914</u></u>	96.8%
Total Stadium/Fairgrounds Fund	<u><u>\$ 2,583,419</u></u>	<u><u>\$ 2,583,419</u></u>	<u><u>\$ 83,505</u></u>	<u><u>\$ 2,499,914</u></u>	96.8%

Nueces County, Texas
Statement of Expenditures Budget to Actual
General Fund
For the Two Months Ended November 30, 2017

	Original FY 2017/18 Budget	Adjusted FY 2017/18 Budget	Year to Date Expenditures	Available Balance	Percent of Budget Available
<u>Law Library Fund</u>					
<u>Administration of Justice</u>					
0150 Law Library Fund					
Salaries	\$ 67,392	\$ 67,392	\$ 7,335	\$ 60,057	89.1%
Other Salary & Supplements	1,800	1,800	208	1,592	88.5%
Employee Benefits	30,154	30,154	4,786	25,368	84.1%
Office Expense & Supplies	1,100	1,100	82	1,018	92.5%
Professional Services	38,687	38,687	2,750	35,937	92.9%
Reserve Appropriations	10,000	10,000	-	10,000	100.0%
Other Services & Charges	71,000	71,000	4,187	66,813	94.1%
Other Expenses	4,155	4,155	618	3,538	85.1%
Travel	800	800	-	800	100.0%
Capital Outlay	2,000	2,000	-	2,000	100.0%
Total	<u>\$ 227,088</u>	<u>\$ 227,088</u>	<u>\$ 19,966</u>	<u>\$ 207,122</u>	91.2%
Total Administration of Justice	<u><u>\$ 227,088</u></u>	<u><u>\$ 227,088</u></u>	<u><u>\$ 19,966</u></u>	<u><u>\$ 207,122</u></u>	91.2%
Total Law Library Fund	<u><u>\$ 227,088</u></u>	<u><u>\$ 227,088</u></u>	<u><u>\$ 19,966</u></u>	<u><u>\$ 207,122</u></u>	91.2%

Nueces County, Texas
Statement of Expenditures Budget to Actual
General Fund
For the Two Months Ended November 30, 2017

	Original FY 2017/18 Budget	Adjusted FY 2017/18 Budget	Year to Date Expenditures	Available Balance	Percent of Budget Available
<u>Airport Fund</u>					
<u>Roads, Bridges & Transportation</u>					
0160 Airport Fund Administration					
Salaries	\$ 40,394	\$ 40,394	\$ 4,661	\$ 35,733	88.5%
Employee Benefits	16,932	16,932	2,908	14,024	82.8%
Office Expense & Supplies	1,500	1,500	17	1,483	98.9%
Telephone & Utilities	23,248	23,248	626	22,622	97.3%
Maintenance & Repair	32,100	32,100	3,041	29,059	90.5%
Professional Services	11,960	11,960	-	11,960	100.0%
Reserve Appropriations	34,364	34,364	-	34,364	100.0%
Other Services & Charges	8,074	8,074	1,029	7,045	87.3%
Other Expenses	1,531	1,531	254	1,277	83.4%
Travel	2,000	2,000	-	2,000	100.0%
Total	<u>\$ 172,103</u>	<u>\$ 172,103</u>	<u>\$ 12,537</u>	<u>\$ 159,566</u>	92.7%
Total Roads, Bridges & Transportation	<u><u>\$ 172,103</u></u>	<u><u>\$ 172,103</u></u>	<u><u>\$ 12,537</u></u>	<u><u>\$ 159,566</u></u>	92.7%
Total Airport Fund	<u><u>\$ 172,103</u></u>	<u><u>\$ 172,103</u></u>	<u><u>\$ 12,537</u></u>	<u><u>\$ 159,566</u></u>	92.7%

Nueces County, Texas
Statement of Expenditures Budget to Actual
General Fund
For the Two Months Ended November 30, 2017

	Original FY 2017/18 Budget	Adjusted FY 2017/18 Budget	Year to Date Expenditures	Available Balance	Percent of Budget Available
<u>Inland Parks Fund</u>					
<u>Parks & Recreation</u>					
0170 Inland Park Fund					
Salaries	\$ 702,250	\$ 702,250	\$ 59,583	\$ 642,667	91.5%
Salaries Overtime	7,000	7,000	-	7,000	100.0%
Other Salary & Supplements	11,700	11,700	955	10,745	91.8%
Employee Benefits	367,549	367,549	54,820	312,729	85.1%
Office Expense & Supplies	8,551	8,551	3,214	5,337	62.4%
Telephone & Utilities	196,020	196,020	15,795	180,225	91.9%
Maintenance & Repair	260,000	245,000	35,418	209,582	85.5%
Professional Services	5,000	5,000	-	5,000	100.0%
Reserve Appropriations	-	-	-	-	0
Other Services & Charges	47,264	62,264	6,049	56,215	90.3%
Other Expenses	1,200	1,200	190	1,010	84.1%
Travel	500	500	-	500	100.0%
Capital Outlay	155,000	155,000	-	155,000	100.0%
Total	<u>\$ 1,762,034</u>	<u>\$ 1,762,034</u>	<u>\$ 176,024</u>	<u>\$ 1,586,010</u>	90.0%
Total Parks & Recreation	<u><u>\$ 1,762,034</u></u>	<u><u>\$ 1,762,034</u></u>	<u><u>\$ 176,024</u></u>	<u><u>\$ 1,586,010</u></u>	90.0%
Total Inland Parks Fund	<u><u>\$ 1,762,034</u></u>	<u><u>\$ 1,762,034</u></u>	<u><u>\$ 176,024</u></u>	<u><u>\$ 1,586,010</u></u>	90.0%

Nueces County, Texas
Statement of Expenditures Budget to Actual
General Fund
For the Two Months Ended November 30, 2017

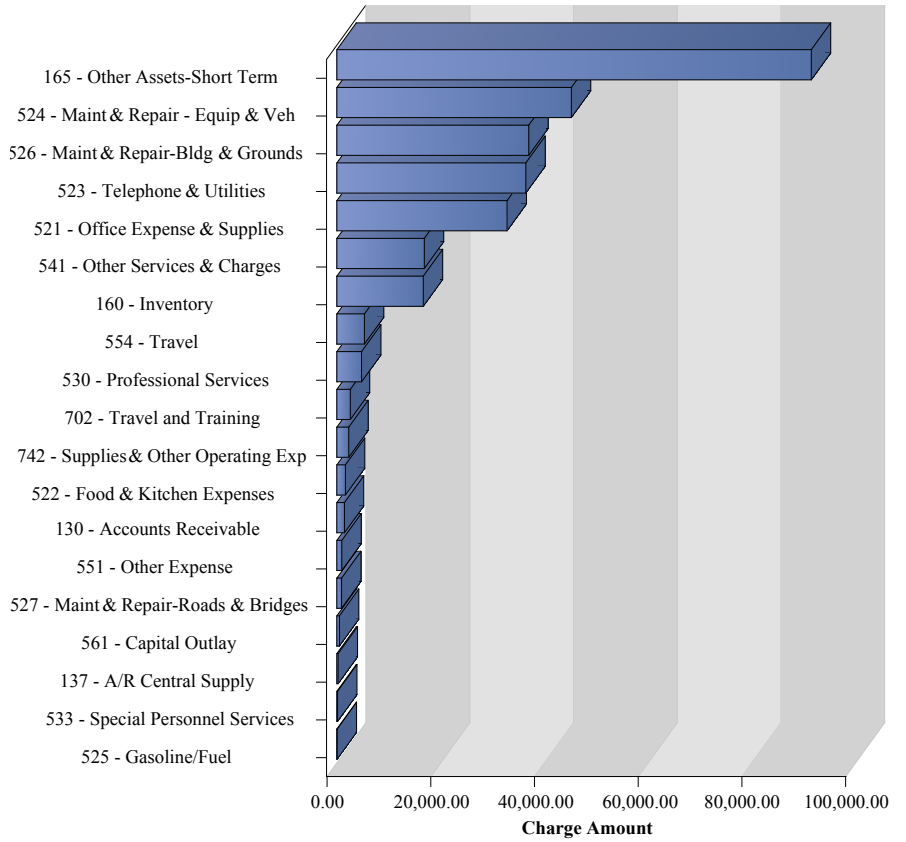
	Original FY 2017/18 Budget	Adjusted FY 2017/18 Budget	Year to Date Expenditures	Available Balance	Percent of Budget Available
<u>Coastal Parks Fund</u>					
<u>Parks & Recreation</u>					
0180 Coastal Parks Department					
Salaries	\$ 722,134	\$ 722,134	\$ 66,367	\$ 655,767	90.8%
Salaries Overtime	30,000	30,000	1,232	28,768	95.9%
Other Salary & Supplements	45,760	45,760	2,147	43,613	95.3%
Employee Benefits	328,232	328,232	45,676	282,556	86.1%
Other Personnel Expense	6,480	6,480	748	5,732	88.5%
Office Expense & Supplies	22,300	22,300	2,747	19,553	87.7%
Telephone & Utilities	581,000	581,000	35,461	545,539	93.9%
Maintenance & Repair	262,428	262,428	20,337	242,091	92.3%
Professional Services	70,000	70,000	107	69,893	99.8%
Special Personnel Services	4,900	4,900	-	4,900	100.0%
Other Services & Charges	359,477	359,477	36,301	323,176	89.9%
Other Expenses	122,671	122,671	915	121,756	99.3%
Travel	4,000	4,000	-	4,000	100.0%
Capital Outlay	85,000	85,000	-	85,000	100.0%
Total	<u>\$ 2,644,382</u>	<u>\$ 2,644,382</u>	<u>\$ 212,037</u>	<u>\$ 2,432,346</u>	92.0%
0181 Beach Improvement Fund					
Other Salary & Supplements	\$ 40,000	\$ 40,000	\$ -	\$ 40,000	100.0%
Maintenance & Repair	40,000	40,000	5,092	34,908	87.3%
Professional Services	20,000	20,000	7,000	13,000	65.0%
Reserve Appropriations	128,186	128,186	-	128,186	100.0%
Total	<u>\$ 228,186</u>	<u>\$ 228,186</u>	<u>\$ 12,092</u>	<u>\$ 216,094</u>	94.7%
0182 Pier Funds					
Salaries Overtime	\$ -	\$ -	\$ -	\$ -	0
Other Salary & Supplements	85,000	85,000	7,086	77,914	91.7%
Employee Benefits	6,825	6,825	585	6,240	91.4%
Telephone & Utilities	3,500	3,500	496	3,004	85.8%
Maintenance & Repair	3,500	3,500	-	3,500	100.0%
Other Services & Charges	1,000	1,000	36	964	96.4%
Total	<u>\$ 99,825</u>	<u>\$ 99,825</u>	<u>\$ 8,203</u>	<u>\$ 91,622</u>	91.8%
Total Parks & Recreation	<u><u>\$ 2,972,393</u></u>	<u><u>\$ 2,972,393</u></u>	<u><u>\$ 232,331</u></u>	<u><u>\$ 2,740,062</u></u>	92.2%
Total Coastal Parks Fund	<u><u>\$ 2,972,393</u></u>	<u><u>\$ 2,972,393</u></u>	<u><u>\$ 232,331</u></u>	<u><u>\$ 2,740,062</u></u>	92.2%

PROCUREMENT CARD
SUMMARY
(Unaudited)



Nueces County, Texas
PCard Transaction Totals by Budget Category
All Funds
November 2017

	Amount
165 - Other Assets-Short Term	91,493.42
524 - Maint & Repair - Equip & Veh	45,221.39
526 - Maint & Repair-Bldg & Grounds	37,006.55
523 - Telephone & Utilities	36,438.94
521 - Office Expense & Supplies	32,823.52
541 - Other Services & Charges	16,863.21
160 - Inventory	16,661.99
554 - Travel	5,317.79
530 - Professional Services	4,758.41
702 - Travel and Training	2,592.33
742 - Supplies & Other Operating Exp	2,292.76
522 - Food & Kitchen Expenses	1,647.29
130 - Accounts Receivable	1,454.03
551 - Other Expense	955.59
527 - Maint & Repair-Roads & Bridges	909.96
561 - Capital Outlay	494.35
137 - A/R Central Supply	240.86
533 - Special Personnel Services	137.50
525 - Gasoline/Fuel	52.00
Total	297,361.89



Nueces County, Texas
PCard Transaction Totals by Budget Category, Key Code
All Funds
November 2017

Budget Category	Key Code	Amount
165 - Other Assets-Short Term	1466 - Prepaid Exps - Ikon	75,456.33
	1458 - Prepaid Mobile-cell,pagers	8,962.90
	1660 - Utility Pre-Payments PCard	3,886.15
	1459 - Prepaid Gulf Coast	3,188.04
	Total	91,493.42
524 - Maint & Repair - Equip & Veh	5249 - Car Repairs, Supplies & Srvcs	21,438.01
	5252 - Heavy Motor Equip & Mach M&R	14,602.38
	5255 - Tools & Supplies	4,743.38
	5250 - Shop-Oil,Tires,Antifrz,Filters	2,529.08
	5254 - Equip Maint. & Repairs	931.17
	5247 - Car Wash & Cleaning Expense	402.57
	5258 - Radios & Camera Maint & Repair	255.25
	5240 - Maint & Repair-Equip & Vehicle	189.65
	5256 - PC Maintenance & Repairs	129.90
	Total	45,221.39
526 - Maint & Repair-Bldg & Grounds	5268 - Parts, Supplies & Misc	13,982.59
	5265 - Mechanical Systems Repairs	12,408.37
	5264 - Landscape & Grounds M&R	5,382.64
	5261 - Buildings-Maintenance & Repair	4,334.09
	5266 - Contract Services-Buildings	460.00
	5263 - Elevator/Escalator Repairs	438.86
	Total	37,006.55
523 - Telephone & Utilities	5237 - Utilities - Direct Clients	21,116.58
	5238 - TXU Electric Assistance	11,656.10
	5236 - InterNet Fees-T-1-ISDN	3,304.73
	5239 - Tipping & Dump Fees	346.39
	5229 - Content Streaming Services	15.14
	Total	36,438.94
521 - Office Expense & Supplies	5211 - Office Expenses & Supplies	27,768.29
	5212 - Central Supply Charges	2,281.11
	5218 - Books, Magzs & Subscriptions	1,568.29
	5217 - Postage & Fed Express	517.84
	5213 - PC Software Programs	432.99
	5215 - Postage Equipment Rentals	255.00
	Total	32,823.52
541 - Other Services & Charges	5449 - Burial/Cremation Expense	3,976.00
	5444 - Law Enforcement Supplies	2,733.04
	5437 - Fees & Permits	2,126.27

Nueces County, Texas
PCard Transaction Totals by Budget Category, Key Code
All Funds
November 2017

		Amount
541 - Other Services & Charges	5455 - Services - Other	1,666.75
	5414 - Advertisemnts & Public Notices	1,396.80
	5447 - Membrships,Dues,Certifications	1,173.23
	5440 - Inmate General Supplies	699.91
	5438 - General Operating Supplies	686.18
	5459 - Transportation of Persons	666.95
	5481 - Historical Comm/Library Board	600.00
	5433 - Educational & Demo Supplies	573.45
	5435 - Equipment Rentals	273.42
	5942 - Notary & Other Bonds	134.00
	5463 - Wearing Apparel Expenses	97.93
	5453 - Recreation Supplies	59.28
	Total	16,863.21
160 - Inventory	1500 - Inventory - Supplies	16,488.37
	1550 - Inventory - Commodities	173.62
	Total	16,661.99
554 - Travel	5542 - Travel, Food & Lodging	5,312.79
	5545 - Change of Venue Travel	5.00
	Total	5,317.79
530 - Professional Services	5302 - Education Registration Fees	3,920.10
	5311 - Software Srvc & Maintenance	400.09
	5304 - Prescription Drugs	390.90
	5306 - Empl Evals/Testing	47.32
	Total	4,758.41
702 - Travel and Training	7023 - Lodging	2,592.33
	Total	2,592.33
742 - Supplies & Other Operating Exp	7433 - Parts & Misc Supplies	1,648.56
	7421 - Office Expense & Supplies	595.20
	7426 - Postage, Freight, Federal Expr	49.00
	Total	2,292.76
522 - Food & Kitchen Expenses	5221 - Food & Edible Items	1,607.38
	5225 - Kitchen Supplies & Tools	39.91
	Total	1,647.29
130 - Accounts Receivable	1410 - Accts Rec-Component Units	927.18
	1472 - Charge Customer A/R	526.85
	Total	1,454.03
551 - Other Expense	5518 - Extra Copies	492.01
	5515 - Contract Lease Pymts	463.58
	Total	955.59

Nueces County, Texas
PCard Transaction Totals by Budget Category, Key Code
All Funds
November 2017

		Amount
527 - Maint & Repair-Roads & Bridges	5276 - Road Sign Materials	610.46
	5274 - Parts & Supplies	299.50
	Total	909.96
561 - Capital Outlay	5611 - Land & Bldg Purchases & Imprvs	505.00
	5643 - Information Tech Equipment	-10.65
	Total	494.35
137 - A/R Central Supply	1433 - A/R Global Spectrum	214.08
	1405 - Credit Union - Central Supply	26.78
	Total	240.86
533 - Special Personnel Services	5343 - Transcripts & Interpreters	137.50
	Total	137.50
525 - Gasoline/Fuel	5241 - Gasoline-Credit Card & Bulk	52.00
	Total	52.00
Total		297,361.89

Nueces County, Texas
PCard Transaction Totals by Budget Category, Key Code and Department
All Funds
November 2017

Budget Category	Key Code	Department	Amount	
165 - Other Assets-Short Term	1466 - Prepaid Exps - Ikon	1270 - County Purchasing	75,456.33	
		Total	75,456.33	
	1458 - Prepaid Mobile-cell,pagers	1270 - County Purchasing	8,962.90	
		Total	8,962.90	
	1660 - Utility Pre-Payments PCard	0140 - County Stadium	2,606.11	
		0110 - General Fund Administration	653.87	
		0160 - Airport Fund Administration	429.88	
		0170 - Inland Park Fund	196.29	
		Total	3,886.15	
	1459 - Prepaid Gulf Coast	1270 - County Purchasing	3,188.04	
		Total	3,188.04	
	Total		91,493.42	
	524 - Maint & Repair - Equip & Veh	5249 - Car Repairs, Supplies & Srvc	3700 - County Sheriff	4,892.01
			0120 - Road & Bridge Fund	2,243.03
			0170 - Inland Park Fund	2,016.13
3850 - Constable 5			2,001.73	
3810 - Constable 1			1,838.59	
3820 - Constable 2			1,627.83	
5220 - Environmental Enforcement			1,602.93	
3720 - Jail			859.71	
0180 - Coastal Parks Department			832.26	
3622 - Justice of the Peace 2-2			816.41	
1470 - Records Management Department			781.66	
4190 - Senior Community Services			704.20	
0104 - FEMA Emergency Fund			292.19	
1570 - Building Superintendent			260.29	
6110 - Agricultural Extension			240.00	
5330 - Animal Control			181.60	
3480 - Juvenile Probation			111.89	
3092 - Vector Control			75.96	
3840 - Constable 4		59.59		
Total		21,438.01		
5252 - Heavy Motor Equip & Mach M&R		0120 - Road & Bridge Fund	14,325.63	
		0180 - Coastal Parks Department	276.75	
		Total	14,602.38	
5255 - Tools & Supplies		0170 - Inland Park Fund	2,253.28	
		0120 - Road & Bridge Fund	1,083.50	
		0121 - Engineering	568.00	

Nueces County, Texas
PCard Transaction Totals by Budget Category, Key Code and Department
All Funds
November 2017

			Amount
524 - Maint & Repair - Equip & Veh	5255 - Tools & Supplies	3092 - Vector Control	566.37
		1740 - McKenzie Jail Annex	186.90
		1570 - Building Superintendent	38.46
		1545 - Keach Library Building	22.92
		1329 - Fed Awrdded Sheriff	16.98
		3720 - Jail	6.97
		Total	4,743.38
	5250 - Shop-Oil,Tires,Antifrz,Filters	0120 - Road & Bridge Fund	1,536.61
		0170 - Inland Park Fund	513.75
		3720 - Jail	338.81
		0180 - Coastal Parks Department	139.91
		Total	2,529.08
	5254 - Equip Maint. & Repairs	1490 - CSCD Cook Building	341.50
		0170 - Inland Park Fund	192.92
		0120 - Road & Bridge Fund	166.76
		1570 - Building Superintendent	87.98
		3700 - County Sheriff	72.29
		1590 - Hilltop Facility	39.72
		0180 - Coastal Parks Department	30.00
		Total	931.17
	5247 - Car Wash & Cleaning Expense	3700 - County Sheriff	162.57
		3850 - Constable 5	117.00
		3810 - Constable 1	113.00
		5220 - Environmental Enforcement	10.00
		Total	402.57
	5258 - Radios & Camera Maint & Repair	3700 - County Sheriff	255.25
		Total	255.25
5240 - Maint & Repair-Equip & Vehicle	6110 - Agricultural Extension	119.75	
	6210 - Family & Consumer Sciences	69.90	
	Total	189.65	
5256 - PC Maintenance & Repairs	1240 - Information Technology	129.90	
	Total	129.90	
Total		45,221.39	
526 - Maint & Repair-Bldg & Grounds	5268 - Parts, Supplies & Misc	1570 - Building Superintendent	6,564.96
		0170 - Inland Park Fund	2,592.18
		0180 - Coastal Parks Department	2,459.67
		1240 - Information Technology	736.79
		1590 - Hilltop Facility	427.31
		3720 - Jail	403.99

Nueces County, Texas
PCard Transaction Totals by Budget Category, Key Code and Department
All Funds
November 2017

			Amount
526 - Maint & Repair-Bldg & Grounds	5268 - Parts, Supplies & Misc	1760 - Robstown Community Building	304.67
		3492 - Juvenile Justice Post-Adjudica	208.11
		0104 - FEMA Emergency Fund	200.00
		3490 - Juvenile Detention	84.91
		Total	13,982.59
	5265 - Mechanical Systems Repairs	1570 - Building Superintendent	11,926.54
		0120 - Road & Bridge Fund	300.00
		0180 - Coastal Parks Department	120.00
		1590 - Hilltop Facility	48.98
		0170 - Inland Park Fund	12.85
		Total	12,408.37
	5264 - Landscape & Grounds M&R	0170 - Inland Park Fund	5,222.20
		1590 - Hilltop Facility	160.44
		Total	5,382.64
	5261 - Buildings-Maintenance & Repair	1570 - Building Superintendent	2,264.09
		1240 - Information Technology	2,070.00
		Total	4,334.09
	5266 - Contract Services-Buildings	0140 - County Stadium	460.00
		Total	460.00
	5263 - Elevator/Escalator Repairs	1570 - Building Superintendent	438.86
		Total	438.86
		Total	37,006.55
	523 - Telephone & Utilities	5237 - Utilities - Direct Clients	4120 - Direct Social Services
1350 - CBCF/TXU/EFSP			2,761.00
2178 - Tx Vet Comm Vet Asst			1,904.29
Total			21,116.58
5238 - TXU Electric Assistance		1350 - CBCF/TXU/EFSP	11,656.10
		Total	11,656.10
5236 - InterNet Fees-T-1-ISDN		1240 - Information Technology	1,791.08
		1770 - Sr Community Services Bldgs.	341.66
		1460 - Robert N. Barnes Juv. Facility	323.76
		0370 - Metropolitan Planning Org	211.08
		5105 - Emergency Management	179.93
		3720 - Jail	159.31
		0182 - Pier Funds	118.06
		1780 - David Berlanga,Sr. Bldg	109.53
		0180 - Coastal Parks Department	41.51
		1329 - Fed Awrdded Sheriff	28.81
		Total	3,304.73

Nueces County, Texas
PCard Transaction Totals by Budget Category, Key Code and Department
All Funds
November 2017

			Amount
523 - Telephone & Utilities	5239 - Tipping & Dump Fees	5220 - Environmental Enforcement	257.00
		1470 - Records Management Department	89.39
		Total	346.39
	5229 - Content Streaming Services	3492 - Juvenile Justice Post-Adjudica	15.14
		Total	15.14
	Total		
521 - Office Expense & Supplies	5211 - Office Expenses & Supplies	3720 - Jail	9,814.66
		3700 - County Sheriff	2,875.89
		3520 - District Attorney	2,346.70
		0180 - Coastal Parks Department	1,584.35
		1250 - County Auditor	1,464.32
		3380 - 347th District Court	960.73
		0120 - Road & Bridge Fund	868.27
		1490 - CSCD Cook Building	721.51
		3710 - ID Jail Division	706.29
		3480 - Juvenile Probation	687.84
		3490 - Juvenile Detention	684.68
		0170 - Inland Park Fund	663.36
		3492 - Juvenile Justice Post-Adjudica	620.84
		1200 - Tax Assessor - Collector	478.91
		6310 - County Library	400.37
		1040 - County Commissioner Prec 4	356.76
		3890 - Medical Examiner	321.55
		3655 - Justice of the Peace 5-2	224.78
		0370 - Metropolitan Planning Org	193.87
		3850 - Constable 5	191.53
		3600 - Justice of the Peace 1-1	181.96
		3621 - Justice of the Peace 2-1	145.92
		5220 - Environmental Enforcement	131.75
		5330 - Animal Control	128.96
		1020 - County Commissioner Prec 2	116.21
		4130 - Children Protective Services	97.00
		3610 - Justice of the Peace 1-2	93.25
		1160 - County Clerk	83.30
		3530 - District Clerk	81.42
		2159 - TSLAC 2018 Special Projects	67.83
		5110 - Commissioners Diabetes Fund	65.90
		1121 - CCMGT Support	56.95
3250 - Magistrate/ DWI Drug Court	50.36		

Nueces County, Texas
PCard Transaction Totals by Budget Category, Key Code and Department
All Funds
November 2017

			Amount
521 - Office Expense & Supplies	5211 - Office Expenses & Supplies	3075 - Contract Elections	50.00
		3840 - Constable 4	44.89
		3150 - County Court at Law 5	39.58
		3006 - Dispute Resolutions	38.00
		1570 - Building Superintendent	35.11
		3830 - Constable 3	34.72
		4190 - Senior Community Services	32.24
		1122 - Grants Administration	16.75
		1270 - County Purchasing	8.98
		Total	27,768.29
		5212 - Central Supply Charges	5105 - Emergency Management
	3520 - District Attorney		340.53
	1200 - Tax Assessor - Collector		267.80
	1285 - General Administration		237.38
	3370 - 319th District Court		214.24
	1275 - Veterans' Service		160.68
	4110 - Social Services-Administration		160.68
	1250 - County Auditor		57.84
	1120 - County Judge		53.56
	3110 - County Court at Law 1		53.56
	3300 - Court Administration		53.56
	3840 - Constable 4		53.56
	3350 - 148th District Court		26.78
	Total		2,281.11
	5218 - Books, Magzs & Subscriptions	3150 - County Court at Law 5	821.10
		3890 - Medical Examiner	395.09
		0120 - Road & Bridge Fund	201.35
		3850 - Constable 5	150.75
		Total	1,568.29
	5217 - Postage & Fed Express	3092 - Vector Control	165.35
		1130 - County Attorney	147.28
		3300 - Court Administration	71.14
		1122 - Grants Administration	57.90
		1121 - CCMGT Support	46.26
		1250 - County Auditor	12.75
		0370 - Metropolitan Planning Org	12.31
		3850 - Constable 5	4.36
		1190 - County Clerk Elections	0.49
		Total	517.84

Nueces County, Texas
PCard Transaction Totals by Budget Category, Key Code and Department
All Funds
November 2017

			Amount
521 - Office Expense & Supplies	5213 - PC Software Programs	5105 - Emergency Management	432.99
		Total	432.99
	5215 - Postage Equipment Rentals	1270 - County Purchasing	255.00
		Total	255.00
	Total		
541 - Other Services & Charges	5449 - Burial/Cremation Expense	4120 - Direct Social Services	3,976.00
		Total	3,976.00
	5444 - Law Enforcement Supplies	3700 - County Sheriff	926.98
		3810 - Constable 1	619.60
		1329 - Fed Awrdded Sheriff	559.97
		1330 - State Awrdded Sheriff	399.99
		3520 - District Attorney	226.50
		Total	2,733.04
	5437 - Fees & Permits	3700 - County Sheriff	1,540.11
		3092 - Vector Control	500.00
		0120 - Road & Bridge Fund	67.00
		3480 - Juvenile Probation	10.66
		0170 - Inland Park Fund	8.50
		Total	2,126.27
	5455 - Services - Other	1380 - Juv Case Manager	630.12
		1330 - State Awrdded Sheriff	372.04
		2828 - TJJJ-A State Aid	315.65
		3700 - County Sheriff	149.73
		1470 - Records Management Department	131.91
		3830 - Constable 3	37.30
		3720 - Jail	30.00
		Total	1,666.75
	5414 - Advertisemnts & Public Notices	1270 - County Purchasing	1,396.80
		Total	1,396.80
	5447 - Membrships,Dues,Certifications	1130 - County Attorney	975.00
		1386 - Human Service Donations	173.23
		5105 - Emergency Management	90.00
1270 - County Purchasing		-65.00	
Total		1,173.23	
5440 - Inmate General Supplies	3490 - Juvenile Detention	631.17	
	3492 - Juvenile Justice Post-Adjudica	68.74	
	Total	699.91	
5438 - General Operating Supplies	3092 - Vector Control	461.32	
	1350 - CBCF/TXU/EFSP	161.28	

Nueces County, Texas
PCard Transaction Totals by Budget Category, Key Code and Department
All Funds
November 2017

			Amount
541 - Other Services & Charges	5438 - General Operating Supplies	0120 - Road & Bridge Fund	37.12
		5330 - Animal Control	26.46
		Total	686.18
	5459 - Transportation of Persons	3720 - Jail	666.95
		Total	666.95
	5481 - Historical Comm/Library Board	1285 - General Administration	600.00
		Total	600.00
	5433 - Educational & Demo Supplies	1250 - County Auditor	361.00
		2159 - TSLAC 2018 Special Projects	149.88
		6310 - County Library	62.57
		Total	573.45
	5435 - Equipment Rentals	0120 - Road & Bridge Fund	193.93
		1570 - Building Superintendent	79.49
		Total	273.42
	5942 - Notary & Other Bonds	3820 - Constable 2	134.00
Total		134.00	
5463 - Wearing Apparel Expenses	3700 - County Sheriff	64.95	
	3850 - Constable 5	32.98	
	Total	97.93	
5453 - Recreation Supplies	1324 - Inmate Commissary Fund	59.28	
	Total	59.28	
Total		16,863.21	
160 - Inventory	1500 - Inventory - Supplies	1270 - County Purchasing	16,482.98
		3300 - Court Administration	5.39
		Total	16,488.37
	1550 - Inventory - Commodities	0182 - Pier Funds	173.62
		Total	173.62
Total		16,661.99	
554 - Travel	5542 - Travel, Food & Lodging	3520 - District Attorney	1,728.09
		6310 - County Library	1,590.60
		1285 - General Administration	501.80
		3480 - Juvenile Probation	409.50
		6110 - Agricultural Extension	377.17
		6210 - Family & Consumer Sciences	293.22
		1200 - Tax Assessor - Collector	171.35
		0370 - Metropolitan Planning Org	147.82
		3006 - Dispute Resolutions	81.24
		1121 - CCMGT Support	12.00
		Total	5,312.79

Nueces County, Texas
PCard Transaction Totals by Budget Category, Key Code and Department
All Funds
November 2017

			Amount
554 - Travel	5545 - Change of Venue Travel	0370 - Metropolitan Planning Org	5.00
		Total	5.00
	Total		5,317.79
530 - Professional Services	5302 - Education Registration Fees	1240 - Information Technology	898.00
		1160 - County Clerk	840.00
		3520 - District Attorney	671.22
		3480 - Juvenile Probation	421.00
		1340 - Law Enfrc Ed(LEOSE)-Shrff	340.00
		3850 - Constable 5	325.00
		2159 - TSLAC 2018 Special Projects	255.00
		5105 - Emergency Management	225.00
		3492 - Juvenile Justice Post-Adjudica	89.00
		1130 - County Attorney	35.75
		3490 - Juvenile Detention	27.00
		1245 - Human Resources	25.00
		4110 - Social Services-Administration	15.96
		0370 - Metropolitan Planning Org	-67.83
		1250 - County Auditor	-180.00
	Total	3,920.10	
	5311 - Software Srvc & Maintenance	1240 - Information Technology	298.53
		0370 - Metropolitan Planning Org	90.91
		3006 - Dispute Resolutions	10.65
		Total	400.09
	5304 - Prescription Drugs	1386 - Human Service Donations	390.90
		Total	390.90
	5306 - Empl Evals/Testing	3480 - Juvenile Probation	22.00
		3492 - Juvenile Justice Post-Adjudica	22.00
		1160 - County Clerk	3.32
		Total	47.32
	Total		4,758.41
702 - Travel and Training	7023 - Lodging	0402 - CSCD	2,592.33
		Total	2,592.33
	Total		2,592.33
742 - Supplies & Other Operating Exp	7433 - Parts & Misc Supplies	0402 - CSCD	909.95
		0440 - Substance Abuse Treatment	476.42
		0410 - CCP Pre-Trial Services	229.99
		0412 - Comm Service Restitution(CSR)	32.20
		Total	1,648.56
	7421 - Office Expense & Supplies	0402 - CSCD	595.20

Nueces County, Texas
PCard Transaction Totals by Budget Category, Key Code and Department
All Funds
November 2017

			Amount
742 - Supplies & Other Operating Exp	7421 - Office Expense & Supplies	Total	595.20
	7426 - Postage, Freight, Federal Expr	0402 - CSCD	49.00
		Total	49.00
	Total		2,292.76
522 - Food & Kitchen Expenses	5221 - Food & Edible Items	2178 - Tx Vet Comm Vet Asst	958.09
		2828 - TJJD-A State Aid	228.30
		1402 - Library Board	156.25
		1285 - General Administration	106.06
		3006 - Dispute Resolutions	102.46
		3300 - Court Administration	56.22
		Total	1,607.38
	5225 - Kitchen Supplies & Tools	1322 - Sheriff Community Projects	39.91
		Total	39.91
	Total		1,647.29
130 - Accounts Receivable	1410 - Accts Rec-Component Units	5110 - Commissioners Diabetes Fund	927.18
		Total	927.18
	1472 - Charge Customer A/R	3492 - Juvenile Justice Post-Adjudica	526.85
		Total	526.85
	Total		1,454.03
551 - Other Expense	5518 - Extra Copies	3890 - Medical Examiner	451.25
		0180 - Coastal Parks Department	40.76
		Total	492.01
	5515 - Contract Lease Pymts	0370 - Metropolitan Planning Org	463.58
		Total	463.58
Total		955.59	
527 - Maint & Repair-Roads & Bridges	5276 - Road Sign Materials	0120 - Road & Bridge Fund	610.46
		Total	610.46
	5274 - Parts & Supplies	0120 - Road & Bridge Fund	299.50
		Total	299.50
Total		909.96	
561 - Capital Outlay	5611 - Land & Bldg Purchases & Imprvs	3700 - County Sheriff	505.00
		Total	505.00
	5643 - Information Tech Equipment	3006 - Dispute Resolutions	-10.65
		Total	-10.65
Total		494.35	
137 - A/R Central Supply	1433 - A/R Global Spectrum	0141 - Fairgrounds and Showbarn	214.08
		Total	214.08
	1405 - Credit Union - Central Supply	0110 - General Fund Administration	26.78
Total		26.78	

Nueces County, Texas
PCard Transaction Totals by Budget Category, Key Code and Department
All Funds
November 2017

			Amount
137 - A/R Central Supply	Total		240.86
533 - Special Personnel Services	5343 - Transcripts & Interpreters	4110 - Social Services-Administration	137.50
	Total		137.50
	Total		137.50
525 - Gasoline/Fuel	5241 - Gasoline-Credit Card & Bulk	6110 - Agricultural Extension	52.00
	Total		52.00
	Total		52.00
Total			297,361.89

Nueces County
Transaction Totals by Vendor Total
Statement Dates: 11/28/2017

Merchant	Amount	Transaction Count	Average Transaction
RICOH USA INC	59,824.63	6	9,970.77
FINANCIAL SERVICES	20,042.38	1	20,042.38
GATEWAY PRINTING & OFFICE	15,564.77	37	420.67
GULF COAST PAPER COMPANY-	14,269.32	30	475.64
TXU BILL PAYMENT	11,763.16	32	367.60
AT&T BILL PAYMENT	8,962.90	1	8,962.90
ROBSTOWN UTILITY SYSTEMS	8,509.57	39	218.19
A&W OFFICE SUPPLY	6,587.52	7	941.07
CITY OF CORPUS CHRISTI	6,052.96	46	131.59
NUECES COUNTY WATER DISCT	4,576.21	8	572.03
ROBSTOWN HARDWARE CO INC	4,112.89	10	411.29
RAM-BRO CONTRACTING INC.	4,000.00	1	4,000.00
AN CHEVROLET N CORPUS	3,893.93	6	648.99
THE HOME DEPOT #6564	3,507.61	46	76.25
GULF COAST MAILING SERV	3,188.04	2	1,594.02
TWC TIME WARNER CABLE	2,957.04	13	227.46
GUARDIAN FUNERAL HOME & C	2,634.00	4	658.50
SOUTHERN TIRE MART	2,531.75	7	361.68
JOHNSON CONTROLS SS	2,530.93	6	421.82
HOLIDAY INN EXPRESS & SU	2,528.94	10	252.89
PROF PLUMBING GROUP	2,353.18	5	470.64
RAPID AIR	2,260.00	1	2,260.00
RELIANT ENERGY	2,199.32	17	129.37
ABSOLUTE COMMUNICATIONS	2,070.00	1	2,070.00
BINSWANGER GLASS #100	2,048.09	2	1,024.05
CC FREIGHTLINER PARTS	1,964.61	21	93.55
H&L DISCOUNT OIL CO	1,826.59	6	304.43
CBA CORPUS TX 117	1,627.83	5	325.57
GOODYEAR A.S.C. #4738	1,568.96	7	224.14
DELUXE AUTO PARTS LLC	1,500.00	1	1,500.00
COASTAL DIESEL	1,492.95	27	55.29
GCR TIRE CENTER #630	1,442.29	4	360.57
CORPUS CHRISTI CALLER	1,396.80	4	349.20
IN SOUTH TEXAS RESTAURAN	1,378.00	9	153.11
PAW ALL FAITH CREMATIO	1,342.00	2	671.00
HYATT REGENCY LOUISVILLE	1,337.12	4	334.28
BELL FENCE OF CORPUS CHR	1,227.70	3	409.23
USPS PO 4820250415	1,225.00	13	94.23
A WAVELL FLAGPOLE LLC	1,172.00	2	586.00
HAMPTON INNS	1,170.02	3	390.01
FLEETPRIDE 155	1,138.43	3	379.48

Nueces County
Transaction Totals by Vendor Total
Statement Dates: 11/28/2017

Merchant	Amount	Transaction Count	Average Transaction
HEB #184	1,114.34	3	371.45
CORPUS CHRISTI ELECTRIC	1,105.26	7	157.89
WESTIN (WESTIN HOTELS)	1,097.46	3	365.82
GOODYEAR TIRE #4739	1,058.12	7	151.16
CBS RENTAL & SUPPLY	1,031.91	3	343.97
ARNOLD OIL COMPANY	995.51	7	142.22
DAILY WELLS COMMUNICATIO	986.75	4	246.69
ITD PRINT SOLUTIONS	978.00	2	489.00
TDCAA	975.00	8	121.88
DISCOUNT-TIRE-CO TXC-01	948.00	4	237.00
MUNIZ ELECTRICAL AND COOL	929.98	2	464.99
FASCLAMPITT CC	917.46	6	152.91
ARROW MAGNOLIA WEB	913.32	1	913.32
A-1 PLUMBING & COMPANY	875.00	2	437.50
NORTH PADRE HARDWARE	863.40	21	41.11
SQ GWS BUSINESS	860.00	9	95.56
THE HOME DEPOT #6584	845.20	46	18.37
TEXAS PUBLIC HEALTH	840.00	8	105.00
AMAZON MKTPLACE PMTS	839.14	17	49.36
DOGGETT HM #2	834.24	2	417.12
IN PRO TECH MECHANICAL I	833.00	9	92.56
OCONNORS	821.10	1	821.10
STREAM ENERGY/EZ-PAY	764.57	5	152.91
LOWES #01825	759.37	9	84.37
NUECES ELECTRIC COOP	757.06	6	126.18
FIRESTONE 020052	738.27	1	738.27
K-D TRIM	725.00	1	725.00
NORTHWEST TIRE AND AUTO S	704.20	4	176.05
VUE CISCO EXAN AT VUE	699.00	2	349.50
ED BURKES AUTO	698.00	3	232.67
GRAYBAR ELECTRIC COMPANY	678.08	8	84.76
INDUSTRIAL FABRICATORS OF	675.00	1	675.00
OREILLY AUTO #1982	669.05	23	29.09
MARKETLAB INC	631.17	1	631.17
SOUTHWES 5268781879255	630.12	1	630.12
EDDIES GULF RADIATOR	620.00	1	620.00
ACADEMY SPORTS #29	619.60	1	619.60
HEB #462	610.23	3	203.41
THC VIRTUAL AUSTIN	600.00	4	150.00
COMLINK WIRELESS	593.80	1	593.80
HILTON GALVESTON HOTEL	593.40	1	593.40

Nueces County
Transaction Totals by Vendor Total
Statement Dates: 11/28/2017

Merchant	Amount	Transaction Count	Average Transaction
ROBLES TIRE RECYCLING	582.13	2	291.07
WEST MARINE #1308	576.95	2	288.48
AMAZON.COM AMZN.COM/BILL	572.26	17	33.66
A & B PLASTICS AND FABRIC	569.00	3	189.67
IN TROYS FENCE	565.00	9	62.78
THE HOME DEPOT #0526	560.97	46	12.20
OFFICE DEPOT #1127	547.95	4	136.99
SQ TOTAL PROTECTION SYST	509.00	9	56.56
TCEQ EPAYMENT	500.00	1	500.00
SPRING PLUMBING CONSTRUCT	497.50	1	497.50
COASTAL A.D.S INC.	487.40	3	162.47
JOHN W HOCK CO	484.13	1	484.13
PETROLEUM SOLUTIONS INC	483.13	1	483.13
C.C. BATTERY COMPANY	481.85	4	120.46
DELTA SPECIALTIES SU	477.38	3	159.13
DXE MEDICAL INC	476.42	1	476.42
SQ PORT-A-TRIM COMPLETE	475.00	9	52.78
KENNEDY WIRE ROPE AND	465.34	4	116.34
DAHILL OFFICE TECHNOLOGY	463.58	1	463.58
UNIVAR USA INC	461.32	6	76.89
24 HR SAFETY-CORPUS CH	460.00	1	460.00
SCHINDLER ELEVATOR CORP	438.86	2	219.43
CC DISTRIBUTORS	434.08	7	62.01
DRI PMSOFTWARE	432.99	3	144.33
BOBS CITY GARAGE	431.67	2	215.84
ANNAVILLE MUFFLER & AUTOM	430.92	1	430.92
CANDLEWOOD SUITES BAYTOW	430.56	1	430.56
HOLT CAT CORPUS - MC	428.49	5	85.70
HOLIDAY INN EXPRESS	428.46	10	42.85
SQ GABRIEL PINON	425.00	9	47.22
A & R SEPTIC SERVICES L	425.00	1	425.00
FSI CPL RETAIL	418.72	3	139.57
BEST BUY 00002352	399.99	1	399.99
FSI FIRST CHOICE POWER	374.22	3	124.74
SANTA FE ANIMAL HOSPITAL	372.04	1	372.04
VIP CAR WASH AND LUBE NW	371.25	6	61.88
NEESSEN CHEVROLET	369.21	3	123.07
COLUMBIA BOOKS INC	361.00	1	361.00
V247 POWER CORPORATION	360.37	2	180.19
MRS WOODY JRS WRECKE	351.78	3	117.26
JUST ENERGY	344.99	2	172.50

Nueces County
Transaction Totals by Vendor Total
Statement Dates: 11/28/2017

Merchant	Amount	Transaction Count	Average Transaction
PROFIRE PROTECTION INC.	341.50	1	341.50
LAW ENFORCEMENT SEMINARS	340.00	1	340.00
VALLEY TRUCK CENTERS	338.88	1	338.88
NUECES POWER EQUIPMENT	331.43	1	331.43
WAL-MART #0470	330.04	7	47.15
INTERSTATE BATTERIES	326.88	4	81.72
PUBLIC AGENCY TRAINING	325.00	1	325.00
WM SUPERCENTER #470	323.98	7	46.28
WOODYS TRUCK CENTER	317.62	7	45.37
DISCOUNTMUGS.COM	315.65	1	315.65
DISCOUNT-TIRE-CO TXC-05	307.00	4	76.75
HELENA CHEM CO 25041	299.50	1	299.50
SAFELITE AUTOGLASS	297.90	1	297.90
LITHIA FLCC LLC	295.98	3	98.66
HILTON HOTEL AUSTIN	293.22	3	97.74
LAW ENFORCEMENT TARGETS	291.92	1	291.92
KOETTER FIRE CORPUS	290.00	1	290.00
WW GRAINGER	287.78	3	95.93
EVIDENT INC	285.61	1	285.61
AMFILT	285.00	8	35.63
STEWART DEAN BEARING COMP	268.26	2	134.13
CORPUS CHRISTI STAMPWORKS	256.80	6	42.80
UT WEB TXSHOP	255.00	4	63.75
PITNEY BOWES PI	255.00	1	255.00
SIGN XPRESS	253.38	1	253.38
BATTERY UNIVERSE	252.76	1	252.76
AFFORDABLE GLASS	250.00	1	250.00
MOMAR INC	246.05	1	246.05
HOSE OF SOUTH TEXAS	241.11	8	30.14
BRYAN FAIRFIELD INN	240.76	1	240.76
FRANCOS GARAGE	240.00	1	240.00
AIRGAS CENTRAL	231.05	2	115.53
AMAZON.COM	229.99	17	13.53
HOLIDAY INN EXP & SUITES	227.70	10	22.77
EMAT	225.00	1	225.00
EMEDCO	218.56	2	109.28
DRURY INN MCALLEN	218.48	1	218.48
GULF COAST NUT & BOLT SUP	216.13	3	72.04
STANLEY STEEMERCORCHR	216.00	1	216.00
USPS PO 4820200410	206.78	13	15.91
FERGUSON ENT # 116	203.24	2	101.62

Nueces County
Transaction Totals by Vendor Total
Statement Dates: 11/28/2017

Merchant	Amount	Transaction Count	Average Transaction
SPRINGHILL SUITES MARR	200.07	1	200.07
LARSON PLUMBING & UTILITY	200.00	1	200.00
JANET PENA OD	200.00	1	200.00
CORPUS CHRISTI GASKET AND	200.00	1	200.00
SQ JUVENILE JUSTICE ASSO	200.00	9	22.22
ELI RESEARCH NC 800 223	199.00	1	199.00
WAL-MART #0464	196.25	4	49.06
ROADSIDE INC	193.97	1	193.97
OMNI AUSTIN SOUTHPARK	190.90	2	95.45
DTV DIRECTV SERVICE	188.12	2	94.06
ALTEX ELECTRONICS 1061	186.80	5	37.36
TRUCKERS EQUIPMENT 1	182.62	3	60.87
VIP CAR WASH & SUPER	181.60	1	181.60
CARROT TOP INDUSTRIES INC	178.64	2	89.32
AUSTIN EMBASSY SUITES	178.60	3	59.53
HARBOR FREIGHT TOOLS 680	176.97	6	29.50
NUECES ELECTRIC COOP RET	175.00	6	29.17
DEFENSIVE DRIVING.COM	175.00	5	35.00
SAMS CLUB #8267	173.62	4	43.41
EMBASSY SUITES SAN MARCO	171.35	3	57.12
GRAYBAR ELECTRIC	169.14	8	21.14
AMAZON MKTPLACE PMTS WWW.	166.90	17	9.82
GREYHOUND LINES 6855	165.35	4	41.34
FIRETROL PROTECTION SYSTE	165.00	1	165.00
KEGCO INC	162.57	1	162.57
ARC SERVICES/TRAINING	162.00	1	162.00
ATT BILL PAYMENT	159.57	2	79.79
CHEMSEARCH	158.65	1	158.65
ASHMORE PAINT CO INC	153.39	2	76.70
ADOBE CREATIVE CLOUD	151.53	1	151.53
TIFCO INDUSTRIES INC	150.79	2	75.40
BLUE 360 MEDIA	150.75	1	150.75
WESTERN AUTO ACE HARDWAR	150.60	5	30.12
CARQUEST 5287	150.10	10	15.01
HWY 44 AUTO PARTS	150.00	2	75.00
MAXSUR LLC	149.73	1	149.73
LA QUINTA INNS 0907	147.82	1	147.82
LOGMEIN GOTOMEETING	147.00	1	147.00
EWALD KUBOTA - CORPUS CHR	141.17	2	70.59
TARA ENERGY	140.78	1	140.78
OREILLY AUTO #1687	140.67	23	6.12

Nueces County
Transaction Totals by Vendor Total
Statement Dates: 11/28/2017

Merchant	Amount	Transaction Count	Average Transaction
OREILLY AUTO #0448	139.91	23	6.08
ISLAND TIRE AND AUTOMOTIV	139.27	3	46.42
SQ CORPUS CHRISTI AREA C	137.50	9	15.28
HILTON HOTELS	136.41	3	45.47
ENTRUST ENER GY	135.49	1	135.49
NUECES CO TX-TAC-MOTOR	134.75	14	9.63
NNA SERVICES LLC	134.00	1	134.00
EVEREST WATER & COFFEE	131.91	1	131.91
BEST WESTERN PLUS AUSTIN	128.79	1	128.79
IDENTOGO - TSA TWIC	125.25	5	25.05
WAL-MART #1494	120.47	2	60.24
PRINTING DYNAMICS	120.00	2	60.00
JEANS RESTAURANT SUPPLY	120.00	1	120.00
IN ROADRUNNER MAPS INC.	119.27	9	13.25
ASTROMATIC CAR WAS	117.00	1	117.00
POSTNET	116.10	3	38.70
1000BULBS.COM	115.15	4	28.79
FREEDOM AUTO SPA	113.00	5	22.60
EYEMART EXPRESS #017	109.90	1	109.90
JASONS DELI #616	106.06	1	106.06
CARISMA WASH	104.89	1	104.89
MOORE MEDICAL LLC	102.85	1	102.85
CLEARVIEW ELECTRIC	99.80	1	99.80
SHEINBERG TOOL CO INC	98.47	3	32.82
DOCUGRAPHIX PLUS	97.00	1	97.00
OFFICE DEPOT #468	95.92	4	23.98
FEDERAL IRON AND METAL IN	94.06	1	94.06
AUTOZONE #1328	92.45	1	92.45
TEXAS FLOODPLAIN MANAGEME	90.00	1	90.00
LA MICHOACANA BAKERY INC	89.99	1	89.99
CC DISPOSAL SERVIC	89.39	1	89.39
TPG DRISCOLLTXUTILITIES	86.42	1	86.42
BUS MGMT DAILY	82.08	8	10.26
HOTWIRE-SALES FINAL	81.24	1	81.24
STARTEX POWER	81.07	1	81.07
PRAXAIR DISTRIBUTION I	79.49	1	79.49
OREILLY AUTO #0635	77.31	23	3.36
MICROSOFT OFFICE 365	75.76	1	75.76
PP JOHNNY COOL REFIG	75.00	1	75.00
CITY OF CC AIRPORT	75.00	3	25.00
WWW.TXPPA.ORG	75.00	1	75.00

Nueces County
Transaction Totals by Vendor Total
Statement Dates: 11/28/2017

Merchant	Amount	Transaction Count	Average Transaction
CITY OF BISHOP UTILITIES	73.12	1	73.12
CULLIGAN	72.02	2	36.01
FEDEX 163263321	71.14	4	17.79
WAUKESHA-PEARCE CORPUS	66.86	1	66.86
SWIFF-TRAIN-CORPUS CHRI	66.70	1	66.70
BOOTS N BRITCHES	64.95	1	64.95
CDW GOVT #3700-5211	64.80	1	64.80
DOLLAR TREE	62.99	4	15.75
HOBBY-LOBBY #0116	62.57	1	62.57
FEDEX 26420850	57.90	4	14.48
NSC NORTHERN SAFETY CO	57.54	1	57.54
MINIT MAN #2	56.83	1	56.83
SHORELINE SANDWICH	56.22	1	56.22
WM SUPERCENTER #5898	53.42	7	7.63
7-ELEVEN 36030	52.00	1	52.00
R & R AWARDS	49.95	1	49.95
USPS PO 4820230409	49.00	13	3.77
IDENTOGO - TX FINGERPRINT	44.00	5	8.80
SAMES FORD LINCOLN	41.62	1	41.62
OREILLY AUTO #2292	39.99	23	1.74
OREILLY AUTO #0712	39.72	23	1.73
ADVANCE AUTO PARTS #8079	38.97	2	19.49
CRAFCO INC	38.88	1	38.88
C.C. FILE PRO	38.00	1	38.00
DIESEL ENGINE AND INJECTI	37.21	27	1.38
LEXVID SERVICES INC	35.75	1	35.75
ALPHACARD	35.11	8	4.39
BJS FAMOUS UNIFORMS	32.98	1	32.98
MEADOWBROOK HARDWARE	32.50	1	32.50
CORPUS CHRISTI SAFE AND L	32.20	1	32.20
SAMSLUB #8267	32.04	4	8.01
HARBOR FREIGHT TOOLS 71	31.37	6	5.23
MCCOYS #17	30.94	1	30.94
ALAMOSA ANIMAL HOSPITA	30.00	1	30.00
CREAGER TIRE AND BATTERY	28.00	4	7.00
TX DPS DL	25.00	2	12.50
PAYPAL COASTALBEND	25.00	6	4.17
BUSTERS BUTANE	24.00	1	24.00
BIRDS RUBBER STAMPS	24.00	1	24.00
MYDRIVERLICENSE.ORG	22.98	2	11.49
NUECES CO TX - GOV PAY FE	21.00	14	1.50

Nueces County
Transaction Totals by Vendor Total
Statement Dates: 11/28/2017

Merchant	Amount	Transaction Count	Average Transaction
HOMEDEPOT.COM	19.99	46	0.43
OREILLY AUTO #0445	17.83	23	0.78
EXXONMOBIL 45362159	16.95	2	8.48
CE4LESS COM	15.96	8	2.00
NETFLIX.COM	15.14	1	15.14
PAYPAL WONDERIDEA	15.00	6	2.50
TRACTOR SUPPLY #333	14.98	1	14.98
ARMSTRONG LUMBER COMPANY	14.34	1	14.34
SHAFFERS MUFFLER AND AUTO	14.00	2	7.00
SOUTHWEST WHEEL CO COR	13.42	1	13.42
METRO PARK LOT 555	12.00	1	12.00
SQ BANUELOS TIRE P	12.00	9	1.33
HEB #022	10.74	3	3.58
TEA GED TRANSCRIPT	10.00	2	5.00
PROGRESSIVE CAR WASH	10.00	1	10.00
INTERNATIONAL ELECTRONICS	8.00	1	8.00
CHOKE CANYON BAR-B	7.60	1	7.60
BROOKS TIRE INC	7.00	1	7.00
AN HONDA S CORPUS CHRI	7.00	1	7.00
COMPLETE DIESEL REPAIR	7.00	1	7.00
FIVE POINTS AUTO CENTER	7.00	1	7.00
FEDEX 96219810	6.77	4	1.69
ARC CORPUS CHRISTI 15	5.98	1	5.98
FEDEX 96031402	5.54	4	1.39
HEB #210	5.39	3	1.80
CAPITOL VISITORS PARKING	5.00	1	5.00
USPS PO 4876650380	4.36	13	0.34
TXDPS CRIME RECS	3.32	2	1.66
DAIRY QUEEN - COMFORT	3.19	1	3.19
COA PARKING METERS	3.00	1	3.00
GOVERNMENT PAYMENTS	3.00	1	3.00
TOLL/MSB 888-811-4565	2.16	1	2.16
CROSS BORDER TRANS FEE	0.15	1	0.15
DRI CRASHPLAN PRO	0.00	3	0.00
JOHNSTONE SUPPLY OF C C	0.00	2	0.00
INSTITUTE SUPPLY MGMT	-140.00	1	-140.00
CC BRAKE & CLUTCH SUPPL	-150.40	1	-150.40
PAYPAL DELMARCOLLE	-180.00	6	-30.00
EMBASSY SUITES-FRISCO	-196.62	3	-65.54
OMNI HOUSTON HOTEL	-530.01	2	-265.01
Total	297,361.89	1,011	294.13

Nueces County
Transaction Totals by Department Average
Statement Date(s): 11/28/2017

Merchant	Amount	Department	Card Holder Name	Average Transaction per Dept	Average Transaction per Cardholder
AT&T BILL PAYMENT	8,962.90	1250	GONZALEZ, FRANCISCA YESENIA SA	1,519.21	6,424.53
NUECES COUNTY WATER DISCT	3,886.15	1250	GONZALEZ, FRANCISCA YESENIA SA	1,519.21	6,424.53
SOUTHWES 5268781879255	630.12	1250	RAMIREZ, REBECCA MARTINEZ	1,519.21	630.12
COLUMBIA BOOKS INC	361.00	1250	MEADE, MARGARET LEIGH	1,519.21	32.29
PAYPAL DELMARCOLLE	-180.00	1250	MEADE, MARGARET LEIGH	1,519.21	32.29
USPS PO 4820200410	12.75	1250	MEADE, MARGARET LEIGH	1,519.21	32.29
AMAZON MKTPLACE PMTS	17.64	1270	ROBINSON, MICHAEL R	803.45	4,223.58
AMAZON.COM AMZN.COM/BILL	79.99	1270	ROBINSON, MICHAEL R	803.45	4,223.58
CDW GOVT #3700-5211	64.80	1270	ROBINSON, MICHAEL R	803.45	4,223.58
FINANCIAL SERVICES	20,042.38	1270	ROBINSON, MICHAEL R	803.45	4,223.58
GATEWAY PRINTING & OFFICE	399.11	1270	ROBINSON, MICHAEL R	803.45	4,223.58
GULF COAST MAILING SERV	3,188.04	1270	ROBINSON, MICHAEL R	803.45	4,223.58
PITNEY BOWES PI	255.00	1270	ROBINSON, MICHAEL R	803.45	4,223.58
RICOH USA INC	59,824.63	1270	ROBINSON, MICHAEL R	803.45	4,223.58
THC VIRTUAL AUSTIN	600.00	1270	ROBINSON, MICHAEL R	803.45	4,223.58
HARBOR FREIGHT TOOLS 71	8.98	1270	RODRIGUEZ, RAUL R	803.45	450.31
INTERSTATE BATTERIES	116.95	1270	RODRIGUEZ, RAUL R	803.45	450.31
USPS PO 4820250415	1,225.00	1270	RODRIGUEZ, RAUL R	803.45	450.31
A&W OFFICE SUPPLY	6,587.52	1270	HERNANDEZ, ERICA ANN	803.45	370.03
AMAZON MKTPLACE PMTS	821.50	1270	HERNANDEZ, ERICA ANN	803.45	370.03
AMAZON.COM AMZN.COM/BILL	452.04	1270	HERNANDEZ, ERICA ANN	803.45	370.03
ARC CORPUS CHRISTI 15	5.98	1270	HERNANDEZ, ERICA ANN	803.45	370.03
CARROT TOP INDUSTRIES INC	178.64	1270	HERNANDEZ, ERICA ANN	803.45	370.03
CC DISTRIBUTORS	434.08	1270	HERNANDEZ, ERICA ANN	803.45	370.03
COMLINK WIRELESS	593.80	1270	HERNANDEZ, ERICA ANN	803.45	370.03
CORPUS CHRISTI ELECTRIC	307.37	1270	HERNANDEZ, ERICA ANN	803.45	370.03
CORPUS CHRISTI STAMPWORKS	256.80	1270	HERNANDEZ, ERICA ANN	803.45	370.03
FASCLAMPITT CC	917.46	1270	HERNANDEZ, ERICA ANN	803.45	370.03
GATEWAY PRINTING & OFFICE	15,037.04	1270	HERNANDEZ, ERICA ANN	803.45	370.03
GULF COAST PAPER COMPANY-	14,061.21	1270	HERNANDEZ, ERICA ANN	803.45	370.03
ITD PRINT SOLUTIONS	978.00	1270	HERNANDEZ, ERICA ANN	803.45	370.03
OCONNORS	821.10	1270	HERNANDEZ, ERICA ANN	803.45	370.03
OFFICE DEPOT #1127	495.00	1270	HERNANDEZ, ERICA ANN	803.45	370.03

Nueces County
Transaction Totals by Department Average
Statement Date(s): 11/28/2017

Merchant	Amount	Department	Card Holder Name	Average Transaction per Dept	Average Transaction per Cardholder
POSTNET	116.10	1270	HERNANDEZ, ERICA ANN	803.45	370.03
PRINTING DYNAMICS	120.00	1270	HERNANDEZ, ERICA ANN	803.45	370.03
CORPUS CHRISTI CALLER	1,396.80	1270	MENDOZA, ANNETTE	803.45	293.59
FEDEX 163263321	71.14	1270	MENDOZA, ANNETTE	803.45	293.59
AN CHEVROLET N CORPUS	2,106.55	1270	RAMIREZ, ROMEO ANTHONY	803.45	150.47
AUTOZONE #1328	92.45	1270	RAMIREZ, ROMEO ANTHONY	803.45	150.47
DAILY WELLS COMMUNICATIO	505.00	1270	RAMIREZ, ROMEO ANTHONY	803.45	150.47
NUECES CO TX - GOV PAY FE	21.00	1270	RAMIREZ, ROMEO ANTHONY	803.45	150.47
NUECES CO TX-TAC-MOTOR	134.75	1270	RAMIREZ, ROMEO ANTHONY	803.45	150.47
SAFELITE AUTOGLASS	297.90	1270	RAMIREZ, ROMEO ANTHONY	803.45	150.47
TOLL/MSB 888-811-4565	2.16	1270	RAMIREZ, ROMEO ANTHONY	803.45	150.47
INSTITUTE SUPPLY MGMT	-140.00	1270	SAENZ, ELSA NANDIN	803.45	-32.50
WWW.TXPPA.ORG	75.00	1270	SAENZ, ELSA NANDIN	803.45	-32.50
24 HR SAFETY-CORPUS CH	460.00	4190	STOVALL, SYLVESTER	334.78	561.58
FIVE POINTS AUTO CENTER	7.00	4190	STOVALL, SYLVESTER	334.78	561.58
RAM-BRO CONTRACTING INC.	4,000.00	4190	STOVALL, SYLVESTER	334.78	561.58
THE HOME DEPOT #6564	1,698.48	4190	STOVALL, SYLVESTER	334.78	561.58
WESTERN AUTO ACE HARDWAR	11.94	4190	STOVALL, SYLVESTER	334.78	561.58
A WAVELL FLAGPOLE LLC	972.00	4190	PAREDEZ, EZEQUIEL	334.78	410.37
ARNOLD OIL COMPANY	380.35	4190	PAREDEZ, EZEQUIEL	334.78	410.37
BELL FENCE OF CORPUS CHR	1,222.20	4190	PAREDEZ, EZEQUIEL	334.78	410.37
DELUXE AUTO PARTS LLC	1,500.00	4190	PAREDEZ, EZEQUIEL	334.78	410.37
GULF COAST NUT & BOLT SUP	83.05	4190	PAREDEZ, EZEQUIEL	334.78	410.37
HOSE OF SOUTH TEXAS	12.85	4190	PAREDEZ, EZEQUIEL	334.78	410.37
NORTHWEST TIRE AND AUTO S	556.24	4190	PAREDEZ, EZEQUIEL	334.78	410.37
ROBLES TIRE RECYCLING	502.13	4190	PAREDEZ, EZEQUIEL	334.78	410.37
ROBSTOWN HARDWARE CO INC	1,556.99	4190	PAREDEZ, EZEQUIEL	334.78	410.37
THE HOME DEPOT #6564	1,004.26	4190	PAREDEZ, EZEQUIEL	334.78	410.37
WOODYS TRUCK CENTER	7.00	4190	PAREDEZ, EZEQUIEL	334.78	410.37
TWC TIME WARNER CABLE	451.19	4190	HERNANDEZ, JUANITA	334.78	112.80
A & B PLASTICS AND FABRIC	92.00	4190	MONTEMAYOR, ELIZABETH J	334.78	86.92
BELL FENCE OF CORPUS CHR	5.50	4190	MONTEMAYOR, ELIZABETH J	334.78	86.92
OREILLY AUTO #0712	39.72	4190	MONTEMAYOR, ELIZABETH J	334.78	86.92

Nueces County
Transaction Totals by Department Average
Statement Date(s): 11/28/2017

Merchant	Amount	Department	Card Holder Name	Average Transaction per Dept	Average Transaction per Cardholder
THE HOME DEPOT #6564	384.29	4190	MONTEMAYOR, ELIZABETH J	334.78	86.92
NORTHWEST TIRE AND AUTO S	147.96	4190	SANTOS, MARCELINA V	334.78	75.44
THE HOME DEPOT #6564	304.67	4190	SANTOS, MARCELINA V	334.78	75.44
SQ GWS BUSINESS	860.00	0402	SHULL, WILLIAM AGUSTIN	331.30	860.00
HILTON GALVESTON HOTEL	593.40	0402	CAIN, MORIA COOPERMAN	331.30	432.06
HOLIDAY INN EXPRESS & SU	2,528.94	0402	CAIN, MORIA COOPERMAN	331.30	432.06
OMNI HOUSTON HOTEL	-530.01	0402	CAIN, MORIA COOPERMAN	331.30	432.06
AMAZON MKTPLACE PMTS WWW.	17.02	0402	SVEHLA, STANLEY COY	331.30	142.43
AMAZON.COM	229.99	0402	SVEHLA, STANLEY COY	331.30	142.43
CORPUS CHRISTI SAFE AND L	32.20	0402	SVEHLA, STANLEY COY	331.30	142.43
DXE MEDICAL INC	476.42	0402	SVEHLA, STANLEY COY	331.30	142.43
R & R AWARDS	49.95	0402	SVEHLA, STANLEY COY	331.30	142.43
USPS PO 4820230409	49.00	0402	SVEHLA, STANLEY COY	331.30	142.43
CANDLEWOOD SUITES BAYTOW	430.56	3520	LOZANO, KIMBERLY LEAL	328.23	328.23
DAILY WELLS COMMUNICATIO	226.50	3520	LOZANO, KIMBERLY LEAL	328.23	328.23
HAMPTON INNS	671.22	3520	LOZANO, KIMBERLY LEAL	328.23	328.23
SPRINGHILL SUITES MARR	200.07	3520	LOZANO, KIMBERLY LEAL	328.23	328.23
WESTIN (WESTIN HOTELS)	1,097.46	3520	LOZANO, KIMBERLY LEAL	328.23	328.23
ABSOLUTE COMMUNICATIONS	2,070.00	1240	MEDRANO, LARRY JR ROCHA	314.88	483.15
ALTEX ELECTRONICS 1061	129.90	1240	MEDRANO, LARRY JR ROCHA	314.88	483.15
VUE CISCO EXAN AT VUE	699.00	1240	MEDRANO, LARRY JR ROCHA	314.88	483.15
ADOBE CREATIVE CLOUD	151.53	1240	CANALES, BRENDA LEE	314.88	253.20
CC DISPOSAL SERVIC	89.39	1240	CANALES, BRENDA LEE	314.88	253.20
ELI RESEARCH NC 800 223	199.00	1240	CANALES, BRENDA LEE	314.88	253.20
EVEREST WATER & COFFEE	131.91	1240	CANALES, BRENDA LEE	314.88	253.20
GCR TIRE CENTER #630	781.66	1240	CANALES, BRENDA LEE	314.88	253.20
LOGMEIN GOTOMEETING	147.00	1240	CANALES, BRENDA LEE	314.88	253.20
TWC TIME WARNER CABLE	1,791.08	1240	CANALES, BRENDA LEE	314.88	253.20
ALTEX ELECTRONICS 1061	17.00	1240	WORLEY, WILLIAM NEWHALL	314.88	245.60
INDUSTRIAL FABRICATORS OF	675.00	1240	WORLEY, WILLIAM NEWHALL	314.88	245.60
THE HOME DEPOT #0526	44.79	1240	WORLEY, WILLIAM NEWHALL	314.88	245.60
CBA CORPUS TX 117	1,052.00	3820	BRANDON, DONNA D	293.64	1,052.00
CBA CORPUS TX 117	433.13	3820	MARTINEZ JR, MARCIAL	293.64	433.13

Nueces County
Transaction Totals by Department Average
Statement Date(s): 11/28/2017

Merchant	Amount	Department	Card Holder Name	Average Transaction per Dept	Average Transaction per Cardholder
NNA SERVICES LLC	134.00	3820	GONZALES, MINERVA S	293.64	134.00
CBA CORPUS TX 117	102.75	3820	ROBERTSON III, HUEL JAMES	293.64	51.38
CBA CORPUS TX 117	39.95	3820	GONZALES, MINERVA S	293.64	39.95
COA PARKING METERS	3.00	1120	NEAL JR, SAMUEL LOYD	250.90	250.90
HAMPTON INNS	498.80	1120	NEAL JR, SAMUEL LOYD	250.90	250.90
HEB #462	471.92	1245	GUERRA, JULIE	248.46	248.46
PAYPAL COASTALBEND	25.00	1245	GUERRA, JULIE	248.46	248.46
DRI PMSOFTWARE	432.99	5105	BOYCE, CHRISTOPHER A	231.98	231.98
EMAT	225.00	5105	BOYCE, CHRISTOPHER A	231.98	231.98
TEXAS FLOODPLAIN MANAGEMEM	90.00	5105	BOYCE, CHRISTOPHER A	231.98	231.98
TWC TIME WARNER CABLE	179.93	5105	BOYCE, CHRISTOPHER A	231.98	231.98
ASHMORE PAINT CO INC	114.93	1570	MOYA, RUDY G	230.38	530.94
BINSWANGER GLASS #100	2,048.09	1570	MOYA, RUDY G	230.38	530.94
SQ GABRIEL PINON	425.00	1570	MOYA, RUDY G	230.38	530.94
SWIFF-TRAIN-CORPUS CHRI	66.70	1570	MOYA, RUDY G	230.38	530.94
A & R SEPTIC SERVICES L	425.00	1570	RIOS, BOBBY C	230.38	349.34
CORPUS CHRISTI ELECTRIC	612.66	1570	RIOS, BOBBY C	230.38	349.34
GRAYBAR ELECTRIC	169.14	1570	RIOS, BOBBY C	230.38	349.34
IN PRO TECH MECHANICAL I	300.00	1570	RIOS, BOBBY C	230.38	349.34
JOHNSON CONTROLS SS	2,530.93	1570	RIOS, BOBBY C	230.38	349.34
KOETTER FIRE CORPUS	290.00	1570	RIOS, BOBBY C	230.38	349.34
LARSON PLUMBING & UTILITY	200.00	1570	RIOS, BOBBY C	230.38	349.34
MUNIZ ELECTRICAL AND COOL	207.68	1570	RIOS, BOBBY C	230.38	349.34
PROF PLUMBING GROUP	935.18	1570	RIOS, BOBBY C	230.38	349.34
STEWART DEAN BEARING COMP	268.26	1570	RIOS, BOBBY C	230.38	349.34
COASTAL A.D.S INC.	343.00	1570	CASTILLO, NOE C	230.38	312.67
IN PRO TECH MECHANICAL I	266.50	1570	CASTILLO, NOE C	230.38	312.67
IN SOUTH TEXAS RESTAURAN	1,378.00	1570	CASTILLO, NOE C	230.38	312.67
IN TROYS FENCE	565.00	1570	CASTILLO, NOE C	230.38	312.67
PROF PLUMBING GROUP	1,418.00	1570	CASTILLO, NOE C	230.38	312.67
SPRING PLUMBING CONSTRUCT	497.50	1570	CASTILLO, NOE C	230.38	312.67
THE HOME DEPOT #0526	16.93	1570	CASTILLO, NOE C	230.38	312.67
THE HOME DEPOT #6584	192.65	1570	CASTILLO, NOE C	230.38	312.67
WW GRAINGER	12.48	1570	CASTILLO, NOE C	230.38	312.67
A-1 PLUMBING & COMPANY	575.00	1570	GAMEZ, JAMES R	230.38	280.00

Nueces County
Transaction Totals by Department Average
Statement Date(s): 11/28/2017

Merchant	Amount	Department	Card Holder Name	Average Transaction per Dept	Average Transaction per Cardholder
FIRETROL PROTECTION SYSTE	165.00	1570	GAMEZ, JAMES R	230.38	280.00
SQ TOTAL PROTECTION SYST	380.00	1570	GAMEZ, JAMES R	230.38	280.00
ALPHACARD	35.11	1570	HARTUNG, MARY ANNE	230.38	230.37
PETROLEUM SOLUTIONS INC	483.13	1570	HARTUNG, MARY ANNE	230.38	230.37
PRAXAIR DISTRIBUTION I	79.49	1570	HARTUNG, MARY ANNE	230.38	230.37
TWC TIME WARNER CABLE	323.76	1570	HARTUNG, MARY ANNE	230.38	230.37
A & B PLASTICS AND FABRIC	477.00	1570	PERALES, ERNESTO GALLEGOS	230.38	136.06
BIRDS RUBBER STAMPS	24.00	1570	PERALES, ERNESTO GALLEGOS	230.38	136.06
COASTAL A.D.S INC.	144.40	1570	PERALES, ERNESTO GALLEGOS	230.38	136.06
SHEINBERG TOOL CO INC	34.90	1570	PERALES, ERNESTO GALLEGOS	230.38	136.06
A WAVELL FLAGPOLE LLC	200.00	1570	FLORES, RICHARD	230.38	119.90
AMFILT	285.00	1570	FLORES, RICHARD	230.38	119.90
FERGUSON ENT # 116	157.20	1570	FLORES, RICHARD	230.38	119.90
GRAYBAR ELECTRIC COMPANY	70.64	1570	FLORES, RICHARD	230.38	119.90
HOMEDEPOT.COM	19.99	1570	FLORES, RICHARD	230.38	119.90
IN PRO TECH MECHANICAL I	266.50	1570	FLORES, RICHARD	230.38	119.90
MINIT MAN #2	56.83	1570	FLORES, RICHARD	230.38	119.90
THE HOME DEPOT #6564	22.92	1570	FLORES, RICHARD	230.38	119.90
ADVANCE AUTO PARTS #8079	0.99	1570	HINOJOSA, VICTOR A	230.38	119.22
CARQUEST 5287	4.55	1570	HINOJOSA, VICTOR A	230.38	119.22
JOHN W HOCK CO	484.13	1570	HINOJOSA, VICTOR A	230.38	119.22
UNIVAR USA INC	148.96	1570	HINOJOSA, VICTOR A	230.38	119.22
WESTERN AUTO ACE HARDWAR	76.70	1570	HINOJOSA, VICTOR A	230.38	119.22
1000BULBS.COM	115.15	1570	CRUTCHFIELD, ROCKY J	230.38	94.65
BROOKS TIRE INC	7.00	1570	CRUTCHFIELD, ROCKY J	230.38	94.65
GRAYBAR ELECTRIC COMPANY	362.34	1570	CRUTCHFIELD, ROCKY J	230.38	94.65
HARBOR FREIGHT TOOLS 680	63.24	1570	CRUTCHFIELD, ROCKY J	230.38	94.65
INTERNATIONAL ELECTRONICS	8.00	1570	CRUTCHFIELD, ROCKY J	230.38	94.65
INTERSTATE BATTERIES	70.40	1570	CRUTCHFIELD, ROCKY J	230.38	94.65
MUNIZ ELECTRICAL AND COOL	722.30	1570	CRUTCHFIELD, ROCKY J	230.38	94.65
SHEINBERG TOOL CO INC	39.88	1570	CRUTCHFIELD, ROCKY J	230.38	94.65
THE HOME DEPOT #6584	126.13	1570	CRUTCHFIELD, ROCKY J	230.38	94.65

Nueces County
Transaction Totals by Department Average
Statement Date(s): 11/28/2017

Merchant	Amount	Department	Card Holder Name	Average Transaction per Dept	Average Transaction per Cardholder
LOWES #01825	131.75	1570	LUGO III, ROBERT CARLOS	230.38	70.88
PROGRESSIVE CAR WASH	10.00	1570	LUGO III, ROBERT CARLOS	230.38	70.88
ASHMORE PAINT CO INC	38.46	1570	PALACIOS JR, NICK	230.38	63.22
EWALD KUBOTA - CORPUS CHR	87.98	1570	PALACIOS JR, NICK	230.38	63.22
NUECES ELECTRIC COOP	175.00	4110	WOOLDRIDGE, LAURA ANNETTE	218.39	270.75
ROBSTOWN UTILITY SYSTEMS	339.12	4110	WOOLDRIDGE, LAURA ANNETTE	218.39	270.75
TXU BILL PAYMENT	407.58	4110	WOOLDRIDGE, LAURA ANNETTE	218.39	270.75
WAL-MART #0464	161.28	4110	WOOLDRIDGE, LAURA ANNETTE	218.39	270.75
CITY OF CORPUS CHRISTI	4,477.44	4110	HERRERA, VERONICA ELIZABETH	218.39	249.78
FSI CPL RETAIL	350.00	4110	HERRERA, VERONICA ELIZABETH	218.39	249.78
FSI FIRST CHOICE POWER	140.94	4110	HERRERA, VERONICA ELIZABETH	218.39	249.78
GUARDIAN FUNERAL HOME & C	1,963.00	4110	HERRERA, VERONICA ELIZABETH	218.39	249.78
JUST ENERGY	169.99	4110	HERRERA, VERONICA ELIZABETH	218.39	249.78
PAW ALL FAITH CREMATIO	1,342.00	4110	HERRERA, VERONICA ELIZABETH	218.39	249.78
RELIANT ENERGY	1,585.61	4110	HERRERA, VERONICA ELIZABETH	218.39	249.78
SQ CORPUS CHRISTI AREA C	137.50	4110	HERRERA, VERONICA ELIZABETH	218.39	249.78
STARTEX POWER	81.07	4110	HERRERA, VERONICA ELIZABETH	218.39	249.78
STREAM ENERGY/EZ-PAY	586.62	4110	HERRERA, VERONICA ELIZABETH	218.39	249.78
TXU BILL PAYMENT	9,398.39	4110	HERRERA, VERONICA ELIZABETH	218.39	249.78
CE4LESS COM	15.96	4110	RACH, REBECCA S	218.39	201.85
EYEMART EXPRESS #017	109.90	4110	RACH, REBECCA S	218.39	201.85
HEB #184	958.09	4110	RACH, REBECCA S	218.39	201.85
MYDRIVERLICENSE.ORG	22.98	4110	RACH, REBECCA S	218.39	201.85
TX DPS DL	25.00	4110	RACH, REBECCA S	218.39	201.85
WAL-MART #0470	281.00	4110	RACH, REBECCA S	218.39	201.85
CITY OF BISHOP UTILITIES	73.12	4110	GARZA, MARGARITA P	218.39	181.52
CITY OF CORPUS CHRISTI	302.05	4110	GARZA, MARGARITA P	218.39	181.52
ENTRUST ENER GY	135.49	4110	GARZA, MARGARITA P	218.39	181.52
FSI CPL RETAIL	68.72	4110	GARZA, MARGARITA P	218.39	181.52
FSI FIRST CHOICE POWER	175.16	4110	GARZA, MARGARITA P	218.39	181.52
GOVERNMENT PAYMENTS	3.00	4110	GARZA, MARGARITA P	218.39	181.52

Nueces County
Transaction Totals by Department Average
Statement Date(s): 11/28/2017

Merchant	Amount	Department	Card Holder Name	Average Transaction per Dept	Average Transaction per Cardholder
JUST ENERGY	175.00	4110	GARZA, MARGARITA P	218.39	181.52
NUECES COUNTY WATER DISCT	690.06	4110	GARZA, MARGARITA P	218.39	181.52
NUECES ELECTRIC COOP	582.06	4110	GARZA, MARGARITA P	218.39	181.52
NUECES ELECTRIC COOP RET	175.00	4110	GARZA, MARGARITA P	218.39	181.52
RELIANT ENERGY	175.00	4110	GARZA, MARGARITA P	218.39	181.52
ROBSTOWN UTILITY SYSTEMS	8,170.45	4110	GARZA, MARGARITA P	218.39	181.52
STREAM ENERGY/EZ-PAY	177.95	4110	GARZA, MARGARITA P	218.39	181.52
TPG DRISCOLLTXUTILITIES	86.42	4110	GARZA, MARGARITA P	218.39	181.52
TXU BILL PAYMENT	1,175.36	4110	GARZA, MARGARITA P	218.39	181.52
V247 POWER CORPORATION	360.37	4110	GARZA, MARGARITA P	218.39	181.52
IDENTOGO - TSA TWIC	125.25	4110	mitsui, ELAYNE C	218.39	125.25
EXXONMOBIL 45362159	16.95	3622	LOPEZ JR, ARMIN	204.10	204.10
FIRESTONE 020052	738.27	3622	LOPEZ JR, ARMIN	204.10	204.10
WAL-MART #1494	61.19	3622	LOPEZ JR, ARMIN	204.10	204.10
ACADEMY SPORTS #29	619.60	3810	MARTINEZ, FELIPE DE JESUS	197.78	619.60
FREEDOM AUTO SPA	47.00	3810	TAMEZ JR, ELIZANDRO	197.78	218.77
H&L DISCOUNT OIL CO	1,691.18	3810	TAMEZ JR, ELIZANDRO	197.78	218.77
SQ BANUELOS TIRE P	12.00	3810	TAMEZ JR, ELIZANDRO	197.78	218.77
FREEDOM AUTO SPA	66.00	3810	ROSAS, STEPHEN A	197.78	50.35
H&L DISCOUNT OIL CO	135.41	3810	ROSAS, STEPHEN A	197.78	50.35
TEXAS PUBLIC HEALTH	840.00	1160	GARZA, JUANITA ALANIS	178.76	420.00
DOLLAR TREE	50.00	1160	VELAZQUEZ-MENDOZA, SANDRA N	178.76	26.66
TXDPS CRIME RECS	3.32	1160	VELAZQUEZ-MENDOZA, SANDRA N	178.76	26.66
USPS PO 4820200410	0.49	1160	MARTINEZ, JUAN D	178.76	0.49
ALTEX ELECTRONICS 1061	39.90	6310	GARZA, IDA GONZALEZ	175.55	353.01
CITY OF CC AIRPORT	35.00	6310	GARZA, IDA GONZALEZ	175.55	353.01
HYATT REGENCY LOUISVILLE	1,337.12	6310	GARZA, IDA GONZALEZ	175.55	353.01
DRURY INN MCALLEN	218.48	6310	DRILLEN, CRYSTAL	175.55	146.74
UT WEB TXSHOP	75.00	6310	DRILLEN, CRYSTAL	175.55	146.74
AMAZON MKTPLACE PMTS WWW.	149.88	6310	CHAPA, LAURA A	175.55	82.38
AMAZON.COM AMZN.COM/BILL	27.93	6310	CHAPA, LAURA A	175.55	82.38
HEB #184	156.25	6310	CHAPA, LAURA A	175.55	82.38
HOBBY-LOBBY #0116	62.57	6310	CHAPA, LAURA A	175.55	82.38
UT WEB TXSHOP	180.00	6310	CHAPA, LAURA A	175.55	82.38
EMBASSY SUITES SAN MARCO	171.35	1200	BENAVIDEZ, RAFAEL G	171.35	171.35

Nueces County
Transaction Totals by Department Average
Statement Date(s): 11/28/2017

Merchant	Amount	Department	Card Holder Name	Average Transaction per Dept	Average Transaction per Cardholder
FRANCOS GARAGE	240.00	6110	GIBBS, KEVIN ODELL	157.78	240.00
7-ELEVEN 36030	52.00	6110	OTT, JASON P	157.78	137.23
BRYAN FAIRFIELD INN	240.76	6110	OTT, JASON P	157.78	137.23
HILTON HOTELS	136.41	6110	OTT, JASON P	157.78	137.23
VIP CAR WASH AND LUBE NW	119.75	6110	OTT, JASON P	157.78	137.23
BJS FAMOUS UNIFORMS	32.98	3850	PEREZ, EFRAIN	157.50	185.68
GOODYEAR TIRE #4739	1,058.12	3850	PEREZ, EFRAIN	157.50	185.68
HEB #022	10.74	3850	PEREZ, EFRAIN	157.50	185.68
HWY 44 AUTO PARTS	150.00	3850	PEREZ, EFRAIN	157.50	185.68
OREILLY AUTO #1982	118.62	3850	PEREZ, EFRAIN	157.50	185.68
ROBLES TIRE RECYCLING	80.00	3850	PEREZ, EFRAIN	157.50	185.68
WAL-MART #0464	34.97	3850	PEREZ, EFRAIN	157.50	185.68
ASTROMATIC CAR WAS	117.00	3850	MARTIN, VANESSA	157.50	137.15
BLUE 360 MEDIA	150.75	3850	MARTIN, VANESSA	157.50	137.15
OREILLY AUTO #1982	44.18	3850	MARTIN, VANESSA	157.50	137.15
PUBLIC AGENCY TRAINING	325.00	3850	MARTIN, VANESSA	157.50	137.15
USPS PO 4876650380	4.36	3850	MARTIN, VANESSA	157.50	137.15
VIP CAR WASH & SUPER	181.60	3850	MARTIN, VANESSA	157.50	137.15
NEESSEN CHEVROLET	369.21	3850	FLORES III, FRANK	157.50	123.07
AN CHEVROLET N CORPUS	1,602.93	0120	MORENO, YOLANDA	151.55	716.80
BUS MGMT DAILY	82.08	0120	MORENO, YOLANDA	151.55	716.80
EMEDCO	218.56	0120	MORENO, YOLANDA	151.55	716.80
LOWES #01825	354.00	0120	MORENO, YOLANDA	151.55	716.80
RAPID AIR	2,260.00	0120	MORENO, YOLANDA	151.55	716.80
TCEQ EPAYMENT	500.00	0120	MORENO, YOLANDA	151.55	716.80
GCR TIRE CENTER #630	660.63	0120	ORTIZ, CIPRIANO	151.55	360.80
SOUTHERN TIRE MART	1,865.00	0120	ORTIZ, CIPRIANO	151.55	360.80
DELTA SPECIALTIES SU	324.00	0120	WHITE, DOROTHY ARLENE	151.55	324.00
A-1 PLUMBING & COMPANY	300.00	0120	GARCIA, JERRY	151.55	246.82
CBS RENTAL & SUPPLY	568.00	0120	GARCIA, JERRY	151.55	246.82
IN ROADRUNNER MAPS INC.	119.27	0120	GARCIA, JERRY	151.55	246.82
GRAYBAR ELECTRIC COMPANY	245.10	0120	DESAI, DIPAK VIJAYKUMAR	151.55	195.78
PROFIRE PROTECTION INC.	341.50	0120	DESAI, DIPAK VIJAYKUMAR	151.55	195.78
SCHINDLER ELEVATOR CORP	438.86	0120	DESAI, DIPAK VIJAYKUMAR	151.55	195.78
SQ TOTAL PROTECTION SYST	129.00	0120	DESAI, DIPAK VIJAYKUMAR	151.55	195.78
STANLEY STEEMERCORCHR	216.00	0120	DESAI, DIPAK VIJAYKUMAR	151.55	195.78
ROADSIDE INC	193.97	0120	YBARRA, EDUARDO C	151.55	193.97

Nueces County
Transaction Totals by Department Average
Statement Date(s): 11/28/2017

Merchant	Amount	Department	Card Holder Name	Average Transaction per Dept	Average Transaction per Cardholder
AFFORDABLE GLASS	250.00	0120	LOPEZ, ROSIE LAMAR	151.55	173.67
ARNOLD OIL COMPANY	0.00	0120	LOPEZ, ROSIE LAMAR	151.55	173.67
ARROW MAGNOLIA WEB	913.32	0120	LOPEZ, ROSIE LAMAR	151.55	173.67
C.C. BATTERY COMPANY	88.00	0120	LOPEZ, ROSIE LAMAR	151.55	173.67
CARQUEST 5287	10.74	0120	LOPEZ, ROSIE LAMAR	151.55	173.67
CC FREIGHTLINER PARTS	85.38	0120	LOPEZ, ROSIE LAMAR	151.55	173.67
CHEMSEARCH	158.65	0120	LOPEZ, ROSIE LAMAR	151.55	173.67
COASTAL DIESEL	179.52	0120	LOPEZ, ROSIE LAMAR	151.55	173.67
DOGGETT HM #2	750.00	0120	LOPEZ, ROSIE LAMAR	151.55	173.67
HOSE OF SOUTH TEXAS	68.84	0120	LOPEZ, ROSIE LAMAR	151.55	173.67
LITHIA FLCC LLC	134.38	0120	LOPEZ, ROSIE LAMAR	151.55	173.67
NSC NORTHERN SAFETY CO	57.54	0120	LOPEZ, ROSIE LAMAR	151.55	173.67
NUECES POWER EQUIPMENT	331.43	0120	LOPEZ, ROSIE LAMAR	151.55	173.67
PP JOHNNY COOL REFIG	75.00	0120	LOPEZ, ROSIE LAMAR	151.55	173.67
ROBSTOWN HARDWARE CO INC	802.83	0120	LOPEZ, ROSIE LAMAR	151.55	173.67
SAMES FORD LINCOLN	41.62	0120	LOPEZ, ROSIE LAMAR	151.55	173.67
WOODYS TRUCK CENTER	47.22	0120	LOPEZ, ROSIE LAMAR	151.55	173.67
CBS RENTAL & SUPPLY	324.71	0120	MORADO, ROBERT LUIS	151.55	161.40
COASTAL DIESEL	83.36	0120	MORADO, ROBERT LUIS	151.55	161.40
DELTA SPECIALTIES SU	120.86	0120	MORADO, ROBERT LUIS	151.55	161.40
GULF COAST NUT & BOLT SUP	116.68	0120	MORADO, ROBERT LUIS	151.55	161.40
CITY OF CORPUS CHRISTI	257.00	0120	HERNANDEZ, NOE C	151.55	155.20
HELENA CHEM CO 25041	299.50	0120	HERNANDEZ, NOE C	151.55	155.20
THE HOME DEPOT #6584	171.81	0120	HERNANDEZ, NOE C	151.55	155.20
WW GRAINGER	47.70	0120	HERNANDEZ, NOE C	151.55	155.20
AIRGAS CENTRAL	193.93	0120	MARTINEZ JR, ARTURO	151.55	150.17
ARMSTRONG LUMBER COMPANY	14.34	0120	MARTINEZ JR, ARTURO	151.55	150.17
CARQUEST 5287	42.46	0120	MARTINEZ JR, ARTURO	151.55	150.17
CC FREIGHTLINER PARTS	504.27	0120	MARTINEZ JR, ARTURO	151.55	150.17
COASTAL DIESEL	181.32	0120	MARTINEZ JR, ARTURO	151.55	150.17
FLEETPRIDE 155	1,081.52	0120	MARTINEZ JR, ARTURO	151.55	150.17
LITHIA FLCC LLC	161.60	0120	MARTINEZ JR, ARTURO	151.55	150.17
MCCOYS #17	30.94	0120	MARTINEZ JR, ARTURO	151.55	150.17
MOMAR INC	246.05	0120	MARTINEZ JR, ARTURO	151.55	150.17
OREILLY AUTO #0635	19.31	0120	MARTINEZ JR, ARTURO	151.55	150.17
OREILLY AUTO #2292	39.99	0120	MARTINEZ JR, ARTURO	151.55	150.17
ROBSTOWN HARDWARE CO INC	1,234.01	0120	MARTINEZ JR, ARTURO	151.55	150.17

Nueces County
Transaction Totals by Department Average
Statement Date(s): 11/28/2017

Merchant	Amount	Department	Card Holder Name	Average Transaction per Dept	Average Transaction per Cardholder
SOUTHWEST WHEEL CO COR	13.42	0120	MARTINEZ JR, ARTURO	151.55	150.17
THE HOME DEPOT #0526	19.23	0120	MARTINEZ JR, ARTURO	151.55	150.17
THE HOME DEPOT #6564	68.02	0120	MARTINEZ JR, ARTURO	151.55	150.17
TIFCO INDUSTRIES INC	150.79	0120	MARTINEZ JR, ARTURO	151.55	150.17
TRACTOR SUPPLY #333	14.98	0120	MARTINEZ JR, ARTURO	151.55	150.17
VALLEY TRUCK CENTERS	338.88	0120	MARTINEZ JR, ARTURO	151.55	150.17
CBS RENTAL & SUPPLY	139.20	0120	JAQUEZ, NOE F	151.55	139.20
CC FREIGHTLINER PARTS	206.17	0120	CISNEROS, SIMON G	151.55	103.50
COASTAL DIESEL	64.12	0120	CISNEROS, SIMON G	151.55	103.50
COMPLETE DIESEL REPAIR	7.00	0120	CISNEROS, SIMON G	151.55	103.50
DOGGETT HM #2	84.24	0120	CISNEROS, SIMON G	151.55	103.50
HOLT CAT CORPUS - MC	151.74	0120	CISNEROS, SIMON G	151.55	103.50
HOSE OF SOUTH TEXAS	86.65	0120	CISNEROS, SIMON G	151.55	103.50
KENNEDY WIRE ROPE AND	390.34	0120	CISNEROS, SIMON G	151.55	103.50
OREILLY AUTO #1982	506.25	0120	CISNEROS, SIMON G	151.55	103.50
ROBSTOWN HARDWARE CO INC	301.70	0120	CISNEROS, SIMON G	151.55	103.50
SOUTHERN TIRE MART	518.00	0120	CISNEROS, SIMON G	151.55	103.50
TRUCKERS EQUIPMENT 1	76.30	0120	CISNEROS, SIMON G	151.55	103.50
WOODYS TRUCK CENTER	91.55	0120	CISNEROS, SIMON G	151.55	103.50
AIRGAS CENTRAL	37.12	0120	MERCADO, SANTIAGO	151.55	76.07
AN CHEVROLET N CORPUS	161.86	0120	MERCADO, SANTIAGO	151.55	76.07
ARNOLD OIL COMPANY	276.35	0120	MERCADO, SANTIAGO	151.55	76.07
BUSTERS BUTANE	24.00	0120	MERCADO, SANTIAGO	151.55	76.07
C.C. BATTERY COMPANY	393.85	0120	MERCADO, SANTIAGO	151.55	76.07
CARQUEST 5287	54.37	0120	MERCADO, SANTIAGO	151.55	76.07
CC BRAKE & CLUTCH SUPPL	-150.40	0120	MERCADO, SANTIAGO	151.55	76.07
CC FREIGHTLINER PARTS	1,168.79	0120	MERCADO, SANTIAGO	151.55	76.07
COASTAL DIESEL	984.63	0120	MERCADO, SANTIAGO	151.55	76.07
CORPUS CHRISTI GASKET AND	200.00	0120	MERCADO, SANTIAGO	151.55	76.07
CRAFCO INC	38.88	0120	MERCADO, SANTIAGO	151.55	76.07
CREAGER TIRE AND BATTERY	28.00	0120	MERCADO, SANTIAGO	151.55	76.07
DIESEL ENGINE AND INJECTI	37.21	0120	MERCADO, SANTIAGO	151.55	76.07
EDDIES GULF RADIATOR	620.00	0120	MERCADO, SANTIAGO	151.55	76.07
EWALD KUBOTA - CORPUS CHR	53.19	0120	MERCADO, SANTIAGO	151.55	76.07
FLEETPRIDE 155	56.91	0120	MERCADO, SANTIAGO	151.55	76.07
HOSE OF SOUTH TEXAS	72.77	0120	MERCADO, SANTIAGO	151.55	76.07
K-D TRIM	725.00	0120	MERCADO, SANTIAGO	151.55	76.07

Nueces County
Transaction Totals by Department Average
Statement Date(s): 11/28/2017

Merchant	Amount	Department	Card Holder Name	Average Transaction per Dept	Average Transaction per Cardholder
MEADOWBROOK HARDWARE	32.50	0120	MERCADO, SANTIAGO	151.55	76.07
ROBSTOWN HARDWARE CO INC	217.36	0120	MERCADO, SANTIAGO	151.55	76.07
SHEINBERG TOOL CO INC	23.69	0120	MERCADO, SANTIAGO	151.55	76.07
TRUCKERS EQUIPMENT 1	106.32	0120	MERCADO, SANTIAGO	151.55	76.07
WAUKESHA-PEARCE CORPUS	66.86	0120	MERCADO, SANTIAGO	151.55	76.07
WESTERN AUTO ACE HARDWAR	61.96	0120	MERCADO, SANTIAGO	151.55	76.07
WM SUPERCENTER #470	14.32	0120	MERCADO, SANTIAGO	151.55	76.07
WOODYS TRUCK CENTER	171.85	0120	MERCADO, SANTIAGO	151.55	76.07
DELTA SPECIALTIES SU	32.52	0120	SANCHEZ, JOSE LUIS	151.55	24.46
GULF COAST NUT & BOLT SUP	16.40	0120	SANCHEZ, JOSE LUIS	151.55	24.46
CITY OF CORPUS CHRISTI	1,016.47	4130	MARTINEZ, SARAH EVETTE	150.17	150.17
CLEARVIEW ELECTRIC	99.80	4130	MARTINEZ, SARAH EVETTE	150.17	150.17
DOCUGRAPHIX PLUS	97.00	4130	MARTINEZ, SARAH EVETTE	150.17	150.17
FSI FIRST CHOICE POWER	58.12	4130	MARTINEZ, SARAH EVETTE	150.17	150.17
GUARDIAN FUNERAL HOME & C	671.00	4130	MARTINEZ, SARAH EVETTE	150.17	150.17
RELIANT ENERGY	438.71	4130	MARTINEZ, SARAH EVETTE	150.17	150.17
TARA ENERGY	140.78	4130	MARTINEZ, SARAH EVETTE	150.17	150.17
TXU BILL PAYMENT	781.83	4130	MARTINEZ, SARAH EVETTE	150.17	150.17
WEST MARINE #1308	559.97	3700	PEREZ, DANIEL T	142.07	559.97
SANTA FE ANIMAL HOSPITAL	372.04	3700	WHITE, DUSTIN WAYNE	142.07	372.04
ED BURKES AUTO	290.00	3700	GARCIA, LAURA N	142.07	290.00
EVIDENT INC	285.61	3700	GUZMAN, CONRAD J	142.07	285.61
ED BURKES AUTO	310.00	3700	ISAAC, ASHLEY B	142.07	282.69
GOODYEAR A.S.C. #4738	255.38	3700	ISAAC, ASHLEY B	142.07	282.69
BOBS CITY GARAGE	246.67	3700	NAJERA, LOURDES E	142.07	256.34
DISCOUNT-TIRE-CO TXC-01	266.00	3700	NAJERA, LOURDES E	142.07	256.34
CORPUS CHRISTI ELECTRIC	112.94	3700	ROCHA, JANIE MARIE	142.07	254.49
GOODYEAR A.S.C. #4738	1,159.52	3700	ROCHA, JANIE MARIE	142.07	254.49
DTV DIRECTV SERVICE	159.31	3700	MARTINEZ, CYNTHIA LAURA	142.07	249.66
LAW ENFORCEMENT SEMINARS	340.00	3700	MARTINEZ, CYNTHIA LAURA	142.07	249.66
ANNAVILLE MUFFLER & AUTOM	430.92	3700	ROUSH, MARSHALL S	142.07	247.73
BEST BUY 00002352	399.99	3700	ROUSH, MARSHALL S	142.07	247.73
DAILY WELLS COMMUNICATIO	200.00	3700	ROUSH, MARSHALL S	142.07	247.73
MAXSUR LLC	149.73	3700	ROUSH, MARSHALL S	142.07	247.73
OREILLY AUTO #0635	58.00	3700	ROUSH, MARSHALL S	142.07	247.73

Nueces County
Transaction Totals by Department Average
Statement Date(s): 11/28/2017

Merchant	Amount	Department	Card Holder Name	Average Transaction per Dept	Average Transaction per Cardholder
BOBS CITY GARAGE	185.00	3700	KING, MARILYN J	142.07	185.00
KEGCO INC	162.57	3700	ACEVEDO, FELIX R	142.07	162.57
GOODYEAR A.S.C. #4738	154.06	3700	MARTINEZ, RENE D	142.07	154.06
BATTERY UNIVERSE	252.76	3700	WILLOUGHBY III, WILLIAM F	142.07	125.57
SQ PORT-A-TRIM COMPLETE	475.00	3700	WILLOUGHBY III, WILLIAM F	142.07	125.57
THE HOME DEPOT #6584	151.23	3700	WILLOUGHBY III, WILLIAM F	142.07	125.57
BOOTS N BRITCHES	64.95	3700	MARTINEZ JR, ROLAND	142.07	106.85
SOUTHERN TIRE MART	148.75	3700	MARTINEZ JR, ROLAND	142.07	106.85
AN CHEVROLET N CORPUS	22.59	3700	ESCOBAR, JOE O	142.07	102.85
DISCOUNT-TIRE-CO TXC-05	277.00	3700	ESCOBAR, JOE O	142.07	102.85
OREILLY AUTO #0445	8.96	3700	ESCOBAR, JOE O	142.07	102.85
CORPUS CHRISTI ELECTRIC	72.29	3700	VOLKMAN, ROBERT ALLEN	142.07	100.37
HARBOR FREIGHT TOOLS 680	87.27	3700	VOLKMAN, ROBERT ALLEN	142.07	100.37
HARBOR FREIGHT TOOLS 71	22.39	3700	VOLKMAN, ROBERT ALLEN	142.07	100.37
LAW ENFORCEMENT TARGETS	291.92	3700	VOLKMAN, ROBERT ALLEN	142.07	100.37
OREILLY AUTO #1687	27.98	3700	VOLKMAN, ROBERT ALLEN	142.07	100.37
ARNOLD OIL COMPANY	338.81	3700	RODRIGUEZ, NATIVIDAD	142.07	86.01
INTERSTATE BATTERIES	67.29	3700	RODRIGUEZ, NATIVIDAD	142.07	86.01
THE HOME DEPOT #0526	6.97	3700	RODRIGUEZ, NATIVIDAD	142.07	86.01
WEST MARINE #1308	16.98	3700	RODRIGUEZ, NATIVIDAD	142.07	86.01
CHOKE CANYON BAR-B	7.60	3700	GARZA, DANIEL V	142.07	85.48
HOLIDAY INN EXP & SUITES	227.70	3700	GARZA, DANIEL V	142.07	85.48
HOLIDAY INN EXPRESS	192.10	3700	GARZA, DANIEL V	142.07	85.48
ED BURKES AUTO	98.00	3700	DORR, CHRISTOPHER EMBERT	142.07	85.12
INTERSTATE BATTERIES	72.24	3700	DORR, CHRISTOPHER EMBERT	142.07	85.12
DAIRY QUEEN - COMFORT	3.19	3700	BURNS, MELISSA LYNN	142.07	79.85
HOLIDAY INN EXPRESS	236.36	3700	BURNS, MELISSA LYNN	142.07	79.85
WAL-MART #1494	59.28	3700	GAMEZ, PATRICIA GALLARDO	142.07	59.28
DAILY WELLS COMMUNICATIO	55.25	3700	MARTINEZ, JOHN MATTHEW	142.07	55.25
ALAMOSA ANIMAL HOSPITA	30.00	3700	GONZALEZ, ADAM S	142.07	30.00
DTV DIRECTV SERVICE	28.81	3700	GALVAN, JOHN A	142.07	28.81
THE HOME DEPOT #0526	57.92	3700	NUNEZ, EDUARDO	142.07	27.63
THE HOME DEPOT #6564	24.97	3700	NUNEZ, EDUARDO	142.07	27.63
DISCOUNT-TIRE-CO TXC-05	30.00	3700	RICHARDSON, DANA E	142.07	26.99
OFFICE DEPOT #468	43.96	3700	RICHARDSON, DANA E	142.07	26.99

Nueces County
Transaction Totals by Department Average
Statement Date(s): 11/28/2017

Merchant	Amount	Department	Card Holder Name	Average Transaction per Dept	Average Transaction per Cardholder
SHAFFERS MUFFLER AND AUTO	7.00	3700	RICHARDSON, DANA E	142.07	26.99
SHAFFERS MUFFLER AND AUTO	7.00	3700	ROSENBAUM, SYLVIA A	142.07	23.46
WM SUPERCENTER #470	39.91	3700	ROSENBAUM, SYLVIA A	142.07	23.46
OREILLY AUTO #0445	8.87	3700	VICKERS, RUSSELL BLAIR	142.07	8.87
TDCAA	975.00	1130	CASAS, NORMA N	128.67	975.00
USPS PO 4820200410	140.69	1130	VELA, MELISSA DIANE	128.67	23.45
LEXVID SERVICES INC	35.75	1130	SCHUSTER, ANDREW WHITELEY	128.67	21.17
USPS PO 4820200410	6.59	1130	SCHUSTER, ANDREW WHITELEY	128.67	21.17
HILTON HOTEL AUSTIN	293.22	6210	MUNOZ, NORMA	121.04	121.04
VIP CAR WASH AND LUBE NW	69.90	6210	MUNOZ, NORMA	121.04	121.04
MRS WOODY JRS WRECKE	351.78	3840	SHERWOOD, ROBERT W	117.26	117.26
AUSTIN EMBASSY SUITES	178.60	3480	FLORES, HOMER	97.98	189.83
OMNI AUSTIN SOUTHPARK	190.90	3480	FLORES, HOMER	97.98	189.83
SQ JUVENILE JUSTICE ASSO	200.00	3480	FLORES, HOMER	97.98	189.83
ARC SERVICES/TRAINING	162.00	3480	MILAM, JOHN	97.98	162.00
DOLLAR TREE	12.99	3480	GARCIA JR, LEONARDO	97.98	138.17
GULF COAST PAPER COMPANY-	208.11	3480	GARCIA JR, LEONARDO	97.98	138.17
JANET PENA OD	200.00	3480	GARCIA JR, LEONARDO	97.98	138.17
WM SUPERCENTER #470	269.75	3480	GARCIA JR, LEONARDO	97.98	138.17
DEFENSIVE DRIVING.COM	140.00	3480	SALDANA, DEANNA	97.98	108.14
DISCOUNTMUGS.COM	315.65	3480	SALDANA, DEANNA	97.98	108.14
HEB #462	138.31	3480	SALDANA, DEANNA	97.98	108.14
IDENTOGO - TX FINGERPRINT	44.00	3480	SALDANA, DEANNA	97.98	108.14
LA MICHOACANA BAKERY INC	89.99	3480	SALDANA, DEANNA	97.98	108.14
MARKETLAB INC	631.17	3480	SALDANA, DEANNA	97.98	108.14
MOORE MEDICAL LLC	102.85	3480	SALDANA, DEANNA	97.98	108.14
OFFICE DEPOT #468	51.96	3480	SALDANA, DEANNA	97.98	108.14
THE HOME DEPOT #6584	76.93	3480	TOREN, MILES D	97.98	76.93
AN HONDA S CORPUS CHRI	7.00	3480	FLORES, PAUL	97.98	39.96
CARISMA WASH	104.89	3480	FLORES, PAUL	97.98	39.96
THE HOME DEPOT #6584	7.98	3480	FLORES, PAUL	97.98	39.96
CITY OF CC AIRPORT	40.00	3480	STEWART-MUERY, BRITTANY RYAN	97.98	20.00
DEFENSIVE DRIVING.COM	35.00	3480	MORENO, JOSHUA ANTHONY	97.98	15.04
NETFLIX.COM	15.14	3480	MORENO, JOSHUA ANTHONY	97.98	15.04
TEA GED TRANSCRIPT	10.00	3480	MORENO, JOSHUA ANTHONY	97.98	15.04

Nueces County
Transaction Totals by Department Average
Statement Date(s): 11/28/2017

Merchant	Amount	Department	Card Holder Name	Average Transaction per Dept	Average Transaction per Cardholder
DISCOUNT-TIRE-CO TXC-01	682.00	0180	GONZALES JR, PABLO	72.27	228.86
ISLAND TIRE AND AUTOMOTIV	7.00	0180	GONZALES JR, PABLO	72.27	228.86
JEANS RESTAURANT SUPPLY	120.00	0180	GONZALES JR, PABLO	72.27	228.86
THE HOME DEPOT #6584	107.70	0180	GONZALES JR, PABLO	72.27	228.86
WW GRAINGER	227.60	0180	GONZALES JR, PABLO	72.27	228.86
ATT BILL PAYMENT	159.57	0180	SCOTT, ALANA KAY	72.27	84.51
ISLAND TIRE AND AUTOMOTIV	57.30	0180	SCOTT, ALANA KAY	72.27	84.51
SAMS CLUB #8267	173.62	0180	SCOTT, ALANA KAY	72.27	84.51
SAMSCLUB #8267	32.04	0180	SCOTT, ALANA KAY	72.27	84.51
NORTH PADRE HARDWARE	382.48	0180	AGUILAR, ROBERT MARIO	72.27	65.43
OREILLY AUTO #1687	10.08	0180	AGUILAR, ROBERT MARIO	72.27	65.43
HOLT CAT CORPUS - MC	276.75	0180	CHAPA JR, THOMAS	72.27	64.64
ISLAND TIRE AND AUTOMOTIV	74.97	0180	CHAPA JR, THOMAS	72.27	64.64
KENNEDY WIRE ROPE AND	75.00	0180	CHAPA JR, THOMAS	72.27	64.64
NORTH PADRE HARDWARE	25.77	0180	CHAPA JR, THOMAS	72.27	64.64
LOWES #01825	211.27	0180	CRONIN, RONALD MICHAEL	72.27	61.24
NORTH PADRE HARDWARE	341.06	0180	CRONIN, RONALD MICHAEL	72.27	61.24
OREILLY AUTO #0448	139.91	0180	CRONIN, RONALD MICHAEL	72.27	61.24
SIGN XPRESS	253.38	0180	CRONIN, RONALD MICHAEL	72.27	61.24
THE HOME DEPOT #0526	217.94	0180	CRONIN, RONALD MICHAEL	72.27	61.24
FEDERAL IRON AND METAL IN	94.06	0180	GALVAN JR, ANTONIO	72.27	38.52
FERGUSON ENT # 116	46.04	0180	GALVAN JR, ANTONIO	72.27	38.52
JOHNSTONE SUPPLY OF C C	0.00	0180	GALVAN JR, ANTONIO	72.27	38.52
LOWES #01825	62.35	0180	GALVAN JR, ANTONIO	72.27	38.52
NORTH PADRE HARDWARE	114.09	0180	GALVAN JR, ANTONIO	72.27	38.52
OREILLY AUTO #1687	102.61	0180	GALVAN JR, ANTONIO	72.27	38.52
THE HOME DEPOT #0526	197.19	0180	GALVAN JR, ANTONIO	72.27	38.52
CAPITOL VISITORS PARKING	5.00	0370	POLLACK, JEFFREY ADAM	70.45	76.41
LA QUINTA INNS 0907	147.82	0370	POLLACK, JEFFREY ADAM	70.45	76.41
CROSS BORDER TRANS FEE	0.15	0370	CARRIZALES, DANIEL VILLARREAL	70.45	75.50
MICROSOFT OFFICE 365	75.76	0370	CARRIZALES, DANIEL VILLARREAL	70.45	75.50
PAYPAL WONDERIDEA	15.00	0370	CARRIZALES, DANIEL VILLARREAL	70.45	75.50
TWC TIME WARNER CABLE	211.08	0370	CARRIZALES, DANIEL VILLARREAL	70.45	75.50

Nueces County
Transaction Totals by Department Average
Statement Date(s): 11/28/2017

Merchant	Amount	Department	Card Holder Name	Average Transaction per Dept	Average Transaction per Cardholder
AMAZON.COM AMZN.COM/BILL	12.30	0370	GONZALEZ, BRIGIDA	70.45	70.55
BEST WESTERN PLUS AUSTIN	128.79	0370	GONZALEZ, BRIGIDA	70.45	70.55
DAHILL OFFICE TECHNOLOGY	463.58	0370	SPEAR, INGRID N	70.45	65.83
EMBASSY SUITES-FRISCO	-196.62	0370	SPEAR, INGRID N	70.45	65.83
FEDEX 96031402	5.54	0370	SPEAR, INGRID N	70.45	65.83
FEDEX 96219810	6.77	0370	SPEAR, INGRID N	70.45	65.83
GATEWAY PRINTING & OFFICE	128.62	0370	SPEAR, INGRID N	70.45	65.83
OFFICE DEPOT #1127	52.95	0370	SPEAR, INGRID N	70.45	65.83
ADVANCE AUTO PARTS #8079	37.98	3092	DIAZ JR, DONACIANO R	55.39	55.39
CARQUEST 5287	37.98	3092	DIAZ JR, DONACIANO R	55.39	55.39
GREYHOUND LINES 6855	84.90	3092	DIAZ JR, DONACIANO R	55.39	55.39
UNIVAR USA INC	171.49	3092	DIAZ JR, DONACIANO R	55.39	55.39
GREYHOUND LINES 6855	80.45	5110	FLORES, MICHAEL ANTHONY	55.33	55.33
UNIVAR USA INC	140.87	5110	FLORES, MICHAEL ANTHONY	55.33	55.33
JASONS DELI #616	106.06	1121	LITTLE III, TYNER W	54.77	54.77
METRO PARK LOT 555	12.00	1121	LITTLE III, TYNER W	54.77	54.77
USPS PO 4820200410	46.26	1121	LITTLE III, TYNER W	54.77	54.77
C.C. FILE PRO	38.00	3006	CORONA, LUIS JAVIER	36.95	36.95
DRI CRASHPLAN PRO	0.00	3006	CORONA, LUIS JAVIER	36.95	36.95
HOTWIRE-SALES FINAL	81.24	3006	CORONA, LUIS JAVIER	36.95	36.95
WAL-MART #0470	49.04	3006	CORONA, LUIS JAVIER	36.95	36.95
WM SUPERCENTER #5898	53.42	3006	CORONA, LUIS JAVIER	36.95	36.95
CULLIGAN	72.02	3830	MENDOZA JR, OSCAR	36.01	36.01
VIP CAR WASH AND LUBE NW	82.75	5330	CARR, JOSEPH VINCENT	34.68	41.38
HARBOR FREIGHT TOOLS 680	26.46	5330	RAMIREZ, JUAN A	34.68	31.33
VIP CAR WASH AND LUBE NW	98.85	5330	RAMIREZ, JUAN A	34.68	31.33
FEDEX 26420850	57.90	1122	SANDOVAL, ROXANA HUNT	34.34	34.34
THE HOME DEPOT #6584	10.77	1122	SANDOVAL, ROXANA HUNT	34.34	34.34
HEB #210	5.39	3300	ROBERTS, MARILEE LISEC	30.81	30.81
SHORELINE SANDWICH	56.22	3300	ROBERTS, MARILEE LISEC	30.81	30.81
Total	297,361.89				